


O Irixo, Camp. España Cross-Country

Clasificado por vueltas

Carrera O Irixo 0,000 km
 Carrera 27/11/2011 11:30
 Carrera iniciado a 11:27:46



| Pos. | Nº | Nombre | Vlts | Total T° | Dif. 1° | Mejor Tm Club | Marca | |
|----------------|----|-----------------------------------|------|-------------|-----------|---------------|---------------------|----------|
| 1 | 10 | PEREZ DE LA TORRE, JUAN | 13 | 2:34:36.267 | | 11:32.977 | Moto Club Sport N | KTM |
| 2 | 6 | BETRIU ARMENGOL, JAUME | 13 | 2:38:35.798 | 3:59.531 | 11:47.404 | Mc Segre | HUSABERG |
| 3 | 5 | AGRA CARRERA, XACOB | 12 | 2:30:16.367 | 1 Vuelta | 12:15.781 | Mc. Papaya | KTM |
| 4 | 20 | QUER MOLGO, RAMON | 12 | 2:32:41.085 | 1 Vuelta | 12:17.254 | Mc Segre | SHERCO |
| 5 | 3 | GARCIA SANCHEZ, MIQUEL | 12 | 2:34:29.716 | 1 Vuelta | 12:30.843 | Mc B.Roses | GAS-GAS |
| 6 | 9 | CABALLERO BARRIO, CARLOS ENRIQUE | 12 | 2:37:51.138 | 1 Vuelta | 12:40.220 | Vallisoletano Mc. | KTM |
| 7 | 50 | BERNADAUS VILLANUA, ANDRES | 12 | 2:38:46.386 | 1 Vuelta | 12:42.029 | | |
| 8 | 53 | GIMENO GARCIA, ANTONIO | 12 | 2:40:36.920 | 1 Vuelta | 13:09.079 | Moberss | HUSQVARN |
| 9 | 22 | QUER MOLGO, JORDI | 12 | 2:41:22.401 | 1 Vuelta | 12:48.215 | Mc Segre | |
| 10 | 55 | PEDRO SUBIRATS, JORDI | 12 | 2:42:35.963 | 1 Vuelta | 12:59.792 | Mc. Polea SX | KTM |
| 11 | 40 | CORRALES GARCIA, DAVID | 11 | 2:29:06.532 | 2 Vueltas | 13:05.338 | Mc. Burgos Sport | HUSABERG |
| 12 | 8 | COSTAS PAZOS, RICARDO | 11 | 2:30:17.863 | 2 Vueltas | 12:36.264 | C. Esc. Moto Pasior | HONDA |
| 13 | 21 | DIAZ REY, OVIDIO JOSE | 11 | 2:32:06.488 | 2 Vueltas | 12:41.646 | Mc. T. Langreo | |
| 14 | 73 | MACIAS SANCHEZ, ALBERTO | 11 | 2:32:24.520 | 2 Vueltas | 13:35.518 | Zalla Off road | SHERCO |
| 15 | 26 | CRUZ PORTABALES, ADRIAN | 11 | 2:32:50.751 | 2 Vueltas | 13:03.859 | Mc. Dagan | HONDA |
| 16 | 24 | ARNAIZ IGARTUA, XABIER | 11 | 2:33:02.918 | 2 Vueltas | 13:20.788 | Fly Group mc. | HUSABERG |
| 17 | 75 | TRILLA MARTINEZ, ULPIANO | 11 | 2:33:33.671 | 2 Vueltas | 13:42.714 | | KTM |
| 18 | 70 | PIZONES GUERRERO, GERARDO | 11 | 2:34:22.021 | 2 Vueltas | 13:45.131 | Moto Club Urso | KTM |
| 19 | 71 | GARCIA ARRIBAS, VICENTE | 11 | 2:34:23.650 | 2 Vueltas | 13:37.271 | Pico Frentes C.D. | HUSABERG |
| 20 | 43 | PEREZ PEREZ, CARLOS GIOVANNI | 11 | 2:34:36.211 | 2 Vueltas | 13:12.955 | C. Motor Crecente | HUSABERG |
| 21 | 25 | BENEYTO BOTELLA, RUBEN | 11 | 2:35:33.518 | 2 Vueltas | 13:29.095 | Nicogass | SHERCO |
| 22 | 41 | IGLESIAS FERNANDEZ, ALEJANDRO | 11 | 2:41:02.167 | 2 Vueltas | 13:36.450 | Mc. RJ Sport | |
| 23 | 51 | GONZALEZ FERNANDEZ, FELIPE | 11 | 2:43:52.672 | 2 Vueltas | 14:10.366 | Mc. RJ Sport | |
| 24 | 28 | RUIZ GOMEZ, EZEQUIEL | 11 | 2:43:57.016 | 2 Vueltas | 13:58.452 | C.D. Moto Club Las | KTM |
| 25 | 42 | PEDRO SUBIRATS, JOSEP | 10 | 2:29:03.955 | 3 Vueltas | 13:46.546 | Motocra | KTM |
| 26 | 46 | LIJO SANTOS, ADRIAN | 10 | 2:29:13.700 | 3 Vueltas | 14:01.153 | | KTM |
| 27 | 44 | RODRIGUEZ CARTAGENA, ION ANDER | 10 | 2:35:25.028 | 3 Vueltas | 14:58.893 | Txusko Mc | KTM |
| 28 | 74 | PRIETO SANCHEZ, AGUSTIN JAVIER | 10 | 2:35:52.287 | 3 Vueltas | 15:03.601 | | KTM |
| 29 | 56 | FERNANDEZ HIJICOS TAJUELO, RAFAEL | 10 | 2:39:24.181 | 3 Vueltas | 14:36.038 | | |
| 30 | 72 | GUERRA ARAGON, VICENTE | 9 | 2:31:27.337 | 4 Vueltas | 15:23.058 | Mc. Valdevilanos | HUSQVARN |
| 31 | 45 | ARTIDIELLO RUEDA, ADRIAN | 9 | 2:31:52.922 | 4 Vueltas | 14:52.401 | Mc. Villaviciosa | GAS-GAS |
| 32 | 80 | DELGADO SALAS, DIEGO | 9 | 2:34:01.080 | 4 Vueltas | 15:41.728 | CD MC Esc. Zambr | KTM |
| 33 | 82 | BLAYA SANZ, PASCUAL | 9 | 2:37:07.585 | 4 Vueltas | 16:29.569 | MC Enduro Canals | SHERCO |
| 34 | 27 | GOMEZ LARROCEA, LANDER | 9 | 2:37:37.079 | 4 Vueltas | 15:45.635 | | HUSABERG |
| 35 | 52 | ABASOLO ETXABE, XABIER | 9 | 2:41:39.363 | 4 Vueltas | 12:54.426 | Txusko Mc | HUSABERG |
| 36 | 81 | GOMEZ OTERO, LEANDRO | 8 | 2:33:04.138 | 5 Vueltas | 17:52.207 | | KTM |
| 37 | 54 | LINDNER SANTOS, PABLO A. | 8 | 2:33:48.600 | 5 Vueltas | 17:43.695 | MOTOPARK | KTM |
| No clasificado | | | | | | | | |
| NT | 4 | BERNARDEZ CARRO, AARON | 8 | 1:37:23.086 | NT | 11:39.045 | Mc. Team Bernarde | |
| NT | 76 | VIGIOLA GOIKOECHEA, KOLDO | 4 | 59:36.076 | NT | 14:42.161 | | |
| NT | 7 | COMECHÉ GIJON, ENRIQUE | 2 | 24:26.566 | NT | 12:31.913 | MC Pedralba | HONDA |
| NE | 23 | ARAGON GOMEZ, ENRIQUE | | | NE | | Moto Club Posadas | KTM |

| Margin of Victory | Avg. Speed | Best Lap Tm | Best Spd | Best Lap by |
|-------------------|------------|-------------|----------|------------------------------|
| 3:59.531 | - | 11:32.977 | - | 10 - PEREZ DE LA TORRE, JUAN |

Jefe de cronometraje


Provisional Definitiva

Los Comisarios Deportivos
 Hora:

El Director de Carrera
 Hora:

El Cronametrador
 Hora:

Orbits



O Irixo, Camp. España Cross-Country

Clasificado por vueltas

Carrera O Irixo 0,000 km
 Carrera 27/11/2011 11:30
 Carrera iniciado a 11:27:46



| Pos. | Nº | Nombre | Vlts | Total Tº | Dif. 1º | Mejor Tm Club | Marca |
|---------------|----|-------------------------|------|-------------|-----------|---------------|------------------------|
| Junior | | | | | | | |
| 1 | 20 | QUER MOLGO, RAMON | 12 | 2:32:41.085 | | 12:17.254 | Mc Segre SHERCO |
| 2 | 22 | QUER MOLGO, JORDI | 12 | 2:41:22.401 | 8:41.316 | 12:48.215 | Mc Segre |
| 3 | 21 | DIAZ REY, OVIDIO JOSE | 11 | 2:32:06.488 | 1 Vuelta | 12:41.646 | Mc. T. Langreo |
| 4 | 26 | CRUZ PORTABALES, ADRIAN | 11 | 2:32:50.751 | 1 Vuelta | 13:03.859 | Mc. Dagan HONDA |
| 5 | 24 | ARNAIZ IGARTUA, XABIER | 11 | 2:33:02.918 | 1 Vuelta | 13:20.788 | Fly Group mc. HUSABERG |
| 6 | 25 | BENEYTO BOTELLA, RUBEN | 11 | 2:35:33.518 | 1 Vuelta | 13:29.095 | Nicogass SHERCO |
| 7 | 28 | RUIZ GOMEZ, EZEQUIEL | 11 | 2:43:57.016 | 1 Vuelta | 13:58.452 | C.D. Moto Club Las KTM |
| 8 | 27 | GOMEZ LARROCEA, LANDER | 9 | 2:37:37.079 | 3 Vueltas | 15:45.635 | HUSABERG |

No clasificado
 NE 23 ARAGON GOMEZ, ENRIQUE NE Moto Club Posadas KTM

| | | | | | | | |
|---------------|----|----------------------|---|-------------|----------|-----------|-------------------------|
| Master | | | | | | | |
| 1 | 80 | DELGADO SALAS, DIEGO | 9 | 2:34:01.080 | | 15:41.728 | CD MC Esc. Zambr KTM |
| 2 | 82 | BLAYA SANZ, PASCUAL | 9 | 2:37:07.585 | 3:06.505 | 16:29.569 | MC Enduro Canals SHERCO |
| 3 | 81 | GOMEZ OTERO, LEANDRO | 8 | 2:33:04.138 | 1 Vuelta | 17:52.207 | KTM |

| | | | | | | | |
|---------------|----|----------------------------------|----|-------------|-----------|-----------|---------------------------|
| Senior | | | | | | | |
| 1 | 10 | PEREZ DE LA TORRE, JUAN | 13 | 2:34:36.267 | | 11:32.977 | Moto Club Sport Ne KTM |
| 2 | 6 | BETRIU ARMENGOL, JAUME | 13 | 2:38:35.798 | 3:59.531 | 11:47.404 | Mc Segre HUSABERG |
| 3 | 5 | AGRA CARRERA, XACOB | 12 | 2:30:16.367 | 1 Vuelta | 12:15.781 | Mc. Papaya KTM |
| 4 | 3 | GARCIA SANCHEZ, MIQUEL | 12 | 2:34:29.716 | 1 Vuelta | 12:30.843 | Mc B.Roses GAS-GAS |
| 5 | 9 | CABALLERO BARRIO, CARLOS ENRIQUE | 12 | 2:37:51.138 | 1 Vuelta | 12:40.220 | Vallisoletano Mc. KTM |
| 6 | 8 | COSTAS PAZOS, RICARDO | 11 | 2:30:17.863 | 2 Vueltas | 12:36.264 | C. Esc. Moto Pasior HONDA |

No clasificado
 NT 4 BERNARDEZ CARRO, AARON NT 11:39.045 Mc. Team Bernarde
 NT 7 COMECHE GIJON, ENRIQUE NT 12:31.913 MC Pedralba HONDA

| | | | | | | | |
|--------------------|----|--------------------------------|----|-------------|-----------|-----------|----------------------------|
| Senior B 2T | | | | | | | |
| 1 | 40 | CORRALES GARCIA, DAVID | 11 | 2:29:06.532 | | 13:05.338 | Mc. Burgos Sport HUSABERG |
| 2 | 43 | PEREZ PEREZ, CARLOS GIOVANNI | 11 | 2:34:36.211 | 5:29.679 | 13:12.955 | C. Motor Crecente HUSABERG |
| 3 | 41 | IGLESIAS FERNANDEZ, ALEJANDRO | 11 | 2:41:02.167 | 11:55.635 | 13:36.450 | Mc. RJ Sport |
| 4 | 42 | PEDRO SUBIRATS, JOSEP | 10 | 2:29:03.955 | 1 Vuelta | 13:46.546 | Motocra KTM |
| 5 | 46 | LIJO SANTOS, ADRIAN | 10 | 2:29:13.700 | 1 Vuelta | 14:01.153 | KTM |
| 6 | 44 | RODRIGUEZ CARTAGENA, ION ANDER | 10 | 2:35:25.028 | 1 Vuelta | 14:58.893 | Txusko Mc KTM |
| 7 | 45 | ARTIDIELLO RUEDA, ADRIAN | 9 | 2:31:52.922 | 2 Vueltas | 14:52.401 | Mc. Villaviciosa GAS-GAS |

| | | | | | | | |
|--------------------|----|-----------------------------------|----|-------------|-----------|-----------|--------------------|
| Senior B 4T | | | | | | | |
| 1 | 50 | BERNADAUS VILLANUA, ANDRES | 12 | 2:38:46.386 | | 12:42.029 | |
| 2 | 53 | GIMENO GARCIA, ANTONIO | 12 | 2:40:36.920 | 1:50.534 | 13:09.079 | Mobersss HUSQVARNA |
| 3 | 55 | PEDRO SUBIRATS, JORDI | 12 | 2:42:35.963 | 3:49.577 | 12:59.792 | Mc. Polea SX KTM |
| 4 | 51 | GONZALEZ FERNANDEZ, FELIPE | 11 | 2:43:52.672 | 1 Vuelta | 14:10.366 | Mc. RJ Sport |
| 5 | 56 | FERNANDEZ HIJICOS TAJUELO, RAFAEL | 10 | 2:39:24.181 | 2 Vueltas | 14:36.038 | |
| 6 | 52 | ABASOLO ETXABE, XABIER | 9 | 2:41:39.363 | 3 Vueltas | 12:54.426 | Txusko Mc HUSABERG |
| 7 | 54 | LINDNER SANTOS, PABLO A. | 8 | 2:33:48.600 | 4 Vueltas | 17:43.695 | MOTOPARK KTM |

| Margin of Victory | Avg. Speed | Best Lap Tm | Best Spd | Best Lap by |
|-------------------|------------|-------------|----------|------------------------------|
| 3:59.531 | - | 11:32.977 | - | 10 - PEREZ DE LA TORRE, JUAN |

Jefe de cronometraje

Orbits

Provisional

Los Comisarios Deportivos

El Director de Carrera

El Cronametrador

Definitiva

Hora:

Hora:


Hora:



O Irixo, Camp. España Cross-Country

Clasificado por vueltas

Carrera O Irixo 0,000 km
 Carrera 27/11/2011 11:30
 Carrera iniciado a 11:27:46



| Pos. | N° | Nombre | Vlts | Total T° | Dif. 1° | Mejor Tm Club | Marca |
|-----------------------|----|--------------------------------|------|-------------|-----------|---------------|----------------------------|
| Veterano | | | | | | | |
| 1 | 73 | MACIAS SANCHEZ, ALBERTO | 11 | 2:32:24.520 | | 13:35.518 | Zalla Off road SHERCO |
| 2 | 75 | TRILLA MARTINEZ, ULPIANO | 11 | 2:33:33.671 | 1:09.151 | 13:42.714 | KTM |
| 3 | 70 | PIZONES GUERRERO, GERARDO | 11 | 2:34:22.021 | 1:57.501 | 13:45.131 | Moto Club Urso KTM |
| 4 | 71 | GARCIA ARRIBAS, VICENTE | 11 | 2:34:23.650 | 1:59.130 | 13:37.271 | Pico Frentes C.D. HUSABERG |
| 5 | 74 | PRIETO SANCHEZ, AGUSTIN JAVIER | 10 | 2:35:52.287 | 1 Vuelta | 15:03.601 | KTM |
| 6 | 72 | GUERRA ARAGON, VICENTE | 9 | 2:31:27.337 | 2 Vueltas | 15:23.058 | Mc. Valdevilanos HUSQVARN |
| No clasificado | | | | | | | |
| NT | 76 | VIGIOLA GOIKOECHEA, KOLDO | 4 | 59:36.076 | NT | 14:42.161 | |

| Margin of Victory | Avg. Speed | Best Lap Tm | Best Spd | Best Lap by |
|-------------------|------------|-------------|----------|------------------------------|
| 3:59.531 | - | 11:32.977 | - | 10 - PEREZ DE LA TORRE, JUAN |

Jefe de cronometraje Orbits

Provisional Los Comisarios Deportivos El Director de Carrera El Cronametrador
 Definitiva Hora: Hora: Hora:



O Irixo, Camp. España Cross-Country

Carrera

O Irixo 0,000 km

Carrera

27/11/2011 11:30

Carrera iniciado a 11:27:46

| Lap | Lap Tm | Diff | Time of Day |
|-------------------------------------|------------------|---------|--------------|
| (10) PEREZ DE LA TORRE, JUAN | | | |
| 1 | | | 11:39:29.411 |
| 2 | 11:46.602 | +13.625 | 11:51:16.013 |
| 3 | 11:50.967 | +17.990 | 12:03:06.980 |
| 4 | 11:40.856 | +7.879 | 12:14:47.836 |
| 5 | 11:34.397 | +1.420 | 12:26:22.233 |
| 6 | 11:46.864 | +13.887 | 12:38:09.097 |
| 7 | 12:20.265 | +47.288 | 12:50:29.362 |
| 8 | 11:32.977 | | 13:02:02.339 |
| 9 | 11:36.941 | +3.964 | 13:13:39.280 |
| 10 | 11:53.643 | +20.666 | 13:25:32.923 |
| 11 | 12:27.588 | +54.611 | 13:38:00.511 |
| 12 | 11:56.591 | +23.614 | 13:49:57.102 |
| 13 | 12:26.116 | +53.139 | 14:02:23.218 |

| Lap | Lap Tm | Diff | Time of Day |
|-----------------------------------|------------------|-----------|--------------|
| (6) BETRIU ARMENGOL, JAUME | | | |
| 1 | | | 11:39:35.391 |
| 2 | 11:47.404 | | 11:51:22.795 |
| 3 | 11:52.867 | +5.463 | 12:03:15.662 |
| 4 | 12:26.125 | +38.721 | 12:15:41.787 |
| 5 | 12:18.658 | +31.254 | 12:28:00.445 |
| 6 | 11:54.129 | +6.725 | 12:39:54.574 |
| 7 | 12:33.769 | +46.365 | 12:52:28.343 |
| 8 | 12:00.602 | +13.198 | 13:04:28.945 |
| 9 | 12:03.534 | +16.130 | 13:16:32.479 |
| 10 | 11:58.509 | +11.105 | 13:28:30.988 |
| 11 | 13:20.683 | +1:33.279 | 13:41:51.671 |
| 12 | 12:11.159 | +23.755 | 13:54:02.830 |
| 13 | 12:19.919 | +32.515 | 14:06:22.749 |

| Lap | Lap Tm | Diff | Time of Day |
|--------------------------------|------------------|-----------|--------------|
| (5) AGRA CARRERA, XACOB | | | |
| 1 | | | 11:39:49.688 |
| 2 | 12:20.650 | +4.869 | 11:52:10.338 |
| 3 | 12:24.728 | +8.947 | 12:04:35.066 |
| 4 | 12:16.757 | +0.976 | 12:16:51.823 |
| 5 | 12:20.676 | +4.895 | 12:29:12.499 |
| 6 | 13:38.485 | +1:22.704 | 12:42:50.984 |
| 7 | 12:15.781 | | 12:55:06.765 |
| 8 | 12:17.779 | +1.998 | 13:07:24.544 |
| 9 | 12:21.378 | +5.597 | 13:19:45.922 |
| 10 | 13:13.179 | +57.398 | 13:32:59.101 |
| 11 | 12:21.301 | +5.520 | 13:45:20.402 |
| 12 | 12:42.916 | +27.135 | 13:58:03.318 |

| Lap | Lap Tm | Diff | Time of Day |
|-------------------------------|------------------|---------|--------------|
| (20) QUER MOLGO, RAMON | | | |
| 1 | | | 11:40:15.533 |
| 2 | 12:35.419 | +18.165 | 11:52:50.952 |
| 3 | 12:34.851 | +17.597 | 12:05:25.803 |
| 4 | 12:36.470 | +19.216 | 12:18:02.273 |
| 5 | 12:33.205 | +15.951 | 12:30:35.478 |
| 6 | 12:17.254 | | 12:42:52.732 |
| 7 | 13:13.150 | +55.896 | 12:56:05.882 |
| 8 | 12:37.599 | +20.345 | 13:08:43.481 |
| 9 | 12:43.062 | +25.808 | 13:21:26.543 |
| 10 | 12:56.858 | +39.604 | 13:34:23.401 |
| 11 | 12:56.565 | +39.311 | 13:47:19.966 |
| 12 | 13:08.070 | +50.816 | 14:00:28.036 |

| Lap | Lap Tm | Diff | Time of Day |
|-----------------------------------|------------------|---------|--------------|
| (3) GARCIA SANCHEZ, MIQUEL | | | |
| 1 | | | 11:40:06.505 |
| 2 | 12:30.843 | | 11:52:37.348 |
| 3 | 12:36.499 | +5.656 | 12:05:13.847 |
| 4 | 13:12.848 | +42.005 | 12:18:26.695 |
| 5 | 12:31.762 | +0.919 | 12:30:58.457 |
| 6 | 12:32.294 | +1.451 | 12:43:30.751 |

| Lap | Lap Tm | Diff | Time of Day |
|-----|-----------|-----------|--------------|
| 7 | 12:31.697 | +0.854 | 12:56:02.448 |
| 8 | 13:24.178 | +53.335 | 13:09:26.626 |
| 9 | 12:52.110 | +21.267 | 13:22:18.736 |
| 10 | 12:57.084 | +26.241 | 13:35:15.820 |
| 11 | 13:09.862 | +39.019 | 13:48:25.682 |
| 12 | 13:50.985 | +1:20.142 | 14:02:16.667 |

| Lap | Lap Tm | Diff | Time of Day |
|---|------------------|-----------|--------------|
| (9) CABALLERO BARRIO, CARLOS ENRIQUE | | | |
| 1 | | | 11:40:14.383 |
| 2 | 12:40.220 | | 11:52:54.603 |
| 3 | 12:44.592 | +4.372 | 12:05:39.195 |
| 4 | 12:49.117 | +8.897 | 12:18:28.312 |
| 5 | 12:42.524 | +2.304 | 12:31:10.836 |
| 6 | 12:56.999 | +16.779 | 12:44:07.835 |
| 7 | 14:07.734 | +1:27.514 | 12:58:15.569 |
| 8 | 13:00.705 | +20.485 | 13:11:16.274 |
| 9 | 13:16.236 | +36.016 | 13:24:32.510 |
| 10 | 14:14.831 | +1:34.611 | 13:38:47.341 |
| 11 | 13:20.692 | +40.472 | 13:52:08.033 |
| 12 | 13:30.056 | +49.836 | 14:05:38.089 |

| Lap | Lap Tm | Diff | Time of Day |
|--|------------------|-----------|--------------|
| (50) BERNADAUS VILLANUA, ANDRES | | | |
| 1 | | | 11:41:49.203 |
| 2 | 12:57.415 | +15.386 | 11:54:46.618 |
| 3 | 12:52.532 | +10.503 | 12:07:39.150 |
| 4 | 13:55.140 | +1:13.111 | 12:21:34.290 |
| 5 | 12:42.029 | | 12:34:16.319 |
| 6 | 13:08.348 | +26.319 | 12:47:24.667 |
| 7 | 14:04.227 | +1:22.198 | 13:01:28.894 |
| 8 | 12:57.394 | +15.365 | 13:14:26.288 |
| 9 | 12:52.486 | +10.457 | 13:27:18.774 |
| 10 | 13:49.896 | +1:07.867 | 13:41:08.670 |
| 11 | 13:18.306 | +36.277 | 13:54:26.976 |
| 12 | 13:06.361 | +24.332 | 14:07:33.337 |

| Lap | Lap Tm | Diff | Time of Day |
|------------------------------------|------------------|---------|--------------|
| (53) GIMENO GARCIA, ANTONIO | | | |
| 1 | | | 11:41:50.919 |
| 2 | 13:09.079 | | 11:54:59.998 |
| 3 | 13:15.312 | +6.233 | 12:08:15.310 |
| 4 | 13:16.264 | +7.185 | 12:21:31.574 |
| 5 | 13:10.969 | +1.890 | 12:34:42.543 |
| 6 | 14:08.555 | +59.476 | 12:48:51.098 |
| 7 | 13:13.434 | +4.355 | 13:02:04.532 |
| 8 | 13:29.624 | +20.545 | 13:15:34.156 |
| 9 | 13:30.353 | +21.274 | 13:29:04.509 |
| 10 | 13:23.352 | +14.273 | 13:42:27.861 |
| 11 | 13:31.401 | +22.322 | 13:55:59.262 |
| 12 | 13:24.609 | +15.530 | 14:09:23.871 |

| Lap | Lap Tm | Diff | Time of Day |
|-------------------------------|------------------|-----------|--------------|
| (22) QUER MOLGO, JORDI | | | |
| 1 | | | 11:40:32.595 |
| 2 | 12:48.215 | | 11:53:20.810 |
| 3 | 12:48.293 | +0.078 | 12:06:09.103 |
| 4 | 12:55.630 | +7.415 | 12:19:04.733 |
| 5 | 12:59.961 | +11.746 | 12:32:04.694 |
| 6 | 13:01.713 | +13.498 | 12:45:06.407 |
| 7 | 14:09.771 | +1:21.556 | 12:59:16.178 |
| 8 | 13:22.056 | +33.841 | 13:12:38.234 |
| 9 | 13:29.887 | +41.672 | 13:26:08.121 |
| 10 | 13:45.501 | +57.286 | 13:39:53.622 |
| 11 | 14:17.974 | +1:29.759 | 13:54:11.596 |
| 12 | 14:57.756 | +2:09.541 | 14:09:09.352 |

| Lap | Lap Tm | Diff | Time of Day |
|-----------------------------------|-----------|---------|--------------|
| (55) PEDRO SUBIRATS, JORDI | | | |
| 1 | | | 11:41:41.715 |
| 2 | 13:24.124 | +24.332 | 11:55:05.839 |

| Lap | Lap Tm | Diff | Time of Day |
|-----|------------------|-----------|--------------|
| 3 | 13:37.434 | +37.642 | 12:08:43.273 |
| 4 | 13:30.873 | +31.081 | 12:22:14.146 |
| 5 | 13:23.672 | +23.880 | 12:35:37.818 |
| 6 | 13:15.643 | +15.851 | 12:48:53.461 |
| 7 | 14:37.863 | +1:38.071 | 13:03:31.324 |
| 8 | 13:27.583 | +27.791 | 13:16:58.907 |
| 9 | 13:36.794 | +37.002 | 13:30:35.701 |
| 10 | 13:40.573 | +40.781 | 13:44:16.274 |
| 11 | 12:59.792 | | 13:57:16.066 |
| 12 | 14:06.848 | +1:07.056 | 14:11:22.914 |

| Lap | Lap Tm | Diff | Time of Day |
|------------------------------------|------------------|-----------|--------------|
| (40) CORRALES GARCIA, DAVID | | | |
| 1 | | | 11:41:39.532 |
| 2 | 13:28.924 | +23.586 | 11:55:08.456 |
| 3 | 13:12.202 | +6.864 | 12:08:20.658 |
| 4 | 13:05.338 | | 12:21:25.996 |
| 5 | 13:13.622 | +8.284 | 12:34:39.618 |
| 6 | 13:28.478 | +23.140 | 12:48:08.096 |
| 7 | 15:52.522 | +2:47.184 | 13:04:00.618 |
| 8 | 13:14.206 | +8.868 | 13:17:14.824 |
| 9 | 13:42.485 | +37.147 | 13:30:57.309 |
| 10 | 13:27.094 | +21.756 | 13:44:24.403 |
| 11 | 13:29.080 | +23.742 | 13:57:53.483 |

| Lap | Lap Tm | Diff | Time of Day |
|----------------------------------|------------------|-----------|--------------|
| (8) COSTAS PAZOS, RICARDO | | | |
| 1 | | | 11:41:03.398 |
| 2 | 13:47.089 | +1:10.825 | 11:54:50.487 |
| 3 | 13:32.012 | +55.748 | 12:08:22.499 |
| 4 | 13:18.800 | +42.536 | 12:21:41.299 |
| 5 | 17:32.491 | +4:56.227 | 12:39:13.790 |
| 6 | 13:18.357 | +42.093 | 12:52:32.147 |
| 7 | 12:36.264 | | 13:05:08.411 |
| 8 | 12:58.072 | +21.808 | 13:18:06.483 |
| 9 | 14:29.557 | +1:53.293 | 13:32:36.040 |
| 10 | 12:38.077 | +1.813 | 13:45:14.117 |
| 11 | 12:50.697 | +14.433 | 13:58:04.814 |

| Lap | Lap Tm | Diff | Time of Day |
|-----------------------------------|------------------|-----------|--------------|
| (21) DIAZ REY, OVIDIO JOSE | | | |
| 1 | | | 11:40:26.431 |
| 2 | 12:47.739 | +6.093 | 11:53:14.170 |
| 3 | 12:41.646 | | 12:05:55.816 |
| 4 | 14:35.937 | +1:54.291 | 12:20:31.753 |
| 5 | 13:29.246 | +47.600 | 12:34:00.999 |
| 6 | 13:31.402 | +49.756 | 12:47:32.401 |
| 7 | 13:53.988 | +1:12.342 | 13:01:26.389 |
| 8 | 15:17.946 | +2:36.300 | 13:16:44.335 |
| 9 | 14:01.121 | +1:19.475 | 13:30:45.456 |
| 10 | 14:26.264 | +1:44.618 | 13:45:11.720 |
| 11 | 14:41.719 | +2:00.073 | 13:59:53.439 |

| Lap | Lap Tm | Diff | Time of Day |
|-------------------------------------|------------------|---------|--------------|
| (73) MACIAS SANCHEZ, ALBERTO | | | |
| 1 | | | 11:41:41.082 |
| 2 | 13:35.518 | | 11:55:16.600 |
| 3 | 13:40.805 | +5.287 | 12:08:57.405 |
| 4 | 13:49.555 | +14.037 | 12:22:46.960 |
| 5 | 14:07.300 | +31.782 | 12:36:54.260 |
| 6 | 13:39.930 | +4.412 | 12:50:34.190 |
| 7 | 14:27.601 | +52.083 | 13:05:01.791 |
| 8 | 13:37.103 | +1.585 | 13:18:38.894 |
| 9 | 13:56.316 | +20.798 | 13:32:35.210 |
| 10 | 14:05.038 | +29.520 | 13:46:40.248 |
| 11 | 14:31.223 | +55.705 | 14:01:11.471 |

| Lap | Lap Tm | Diff | Time of Day |
|-------------------------------------|-----------|---------|--------------|
| (26) CRUZ PORTABALES, ADRIAN | | | |
| 1 | | | 11:41:14.474 |
| 2 | 13:39.690 | +35.831 | 11:54:54.164 |

Jefe de cronometraje

Orbits

Provisional Los Comisarios Deportivos

Definitiva Hora:

El Director de Carrera

Hora:

El Cronametrador

Hora:

O Irixo, Camp. España Cross-Country

Carrera

O Irixo 0,000 km

Carrera

27/11/2011 11:30

Carrera iniciado a 11:27:46

| Lap | Lap Tm | Diff | Time of Day |
|-----|------------------|-----------|--------------|
| 3 | 13:26.100 | +22.241 | 12:08:20.264 |
| 4 | 16:02.455 | +2:58.596 | 12:24:22.719 |
| 5 | 13:32.412 | +28.553 | 12:37:55.131 |
| 6 | 13:26.290 | +22.431 | 12:51:21.421 |
| 7 | 14:23.537 | +1:19.678 | 13:05:44.958 |
| 8 | 13:03.859 | | 13:18:48.817 |
| 9 | 13:14.532 | +10.673 | 13:32:03.349 |
| 10 | 14:27.713 | +1:23.854 | 13:46:31.062 |
| 11 | 14:06.640 | +1:02.781 | 14:00:37.702 |

(24) ARNAIZ IGARTUA, XABIER

| | | | |
|----|------------------|-----------|--------------|
| 1 | | | 11:41:06.693 |
| 2 | 13:34.665 | +13.877 | 11:54:41.358 |
| 3 | 13:30.108 | +9.320 | 12:08:11.466 |
| 4 | 13:20.788 | | 12:21:32.254 |
| 5 | 13:59.920 | +39.132 | 12:35:32.174 |
| 6 | 15:10.928 | +1:50.140 | 12:50:43.102 |
| 7 | 13:23.531 | +2.743 | 13:04:06.633 |
| 8 | 13:57.286 | +36.498 | 13:18:03.919 |
| 9 | 14:26.669 | +1:05.881 | 13:32:30.588 |
| 10 | 13:59.822 | +39.034 | 13:46:30.410 |
| 11 | 14:19.459 | +58.671 | 14:00:49.869 |

(75) TRILLA MARTINEZ, ULPIANO

| | | | |
|----|------------------|-----------|--------------|
| 1 | | | 11:42:02.387 |
| 2 | 14:01.153 | +18.439 | 11:56:03.540 |
| 3 | 13:45.387 | +2.673 | 12:09:48.927 |
| 4 | 13:47.816 | +5.102 | 12:23:36.743 |
| 5 | 14:11.137 | +28.423 | 12:37:47.880 |
| 6 | 13:56.571 | +13.857 | 12:51:44.451 |
| 7 | 13:59.608 | +16.894 | 13:05:44.059 |
| 8 | 14:00.257 | +17.543 | 13:19:44.316 |
| 9 | 13:58.632 | +15.918 | 13:33:42.948 |
| 10 | 13:42.714 | | 13:47:25.662 |
| 11 | 14:54.960 | +1:12.246 | 14:02:20.622 |

(70) PIZONES GUERRERO, GERARDO

| | | | |
|----|------------------|---------|--------------|
| 1 | | | 11:42:19.436 |
| 2 | 13:55.459 | +10.328 | 11:56:14.895 |
| 3 | 14:20.733 | +35.602 | 12:10:35.628 |
| 4 | 14:02.508 | +17.377 | 12:24:38.136 |
| 5 | 13:45.131 | | 12:38:23.267 |
| 6 | 14:01.274 | +16.143 | 12:52:24.541 |
| 7 | 14:07.465 | +22.334 | 13:06:32.006 |
| 8 | 14:17.286 | +32.155 | 13:20:49.292 |
| 9 | 14:27.806 | +42.675 | 13:35:17.098 |
| 10 | 14:05.076 | +19.945 | 13:49:22.174 |
| 11 | 13:46.798 | +1.667 | 14:03:08.972 |

(71) GARCIA ARRIBAS, VICENTE

| | | | |
|----|------------------|-----------|--------------|
| 1 | | | 11:42:58.466 |
| 2 | 13:59.141 | +21.870 | 11:56:57.607 |
| 3 | 13:53.847 | +16.576 | 12:10:51.454 |
| 4 | 13:45.384 | +8.113 | 12:24:36.838 |
| 5 | 13:44.819 | +7.548 | 12:38:21.657 |
| 6 | 14:51.048 | +1:13.777 | 12:53:12.705 |
| 7 | 13:53.439 | +16.168 | 13:07:06.144 |
| 8 | 14:21.288 | +44.017 | 13:21:27.432 |
| 9 | 13:57.954 | +20.683 | 13:35:25.386 |
| 10 | 14:07.944 | +30.673 | 13:49:33.330 |
| 11 | 13:37.271 | | 14:03:10.601 |

(43) PEREZ PEREZ, CARLOS GIOVANNI

| | | | |
|---|------------------|--------|--------------|
| 1 | | | 11:41:47.723 |
| 2 | 13:16.209 | +3.254 | 11:55:03.932 |
| 3 | 13:12.955 | | 12:08:16.887 |

| Lap | Lap Tm | Diff | Time of Day |
|-----|-----------|-----------|--------------|
| 4 | 13:13.934 | +0.979 | 12:21:30.821 |
| 5 | 14:43.170 | +1:30.215 | 12:36:13.991 |
| 6 | 14:08.119 | +55.164 | 12:50:22.110 |
| 7 | 14:06.166 | +53.211 | 13:04:28.276 |
| 8 | 14:06.554 | +53.599 | 13:18:34.830 |
| 9 | 15:50.834 | +2:37.879 | 13:34:25.664 |
| 10 | 14:31.668 | +1:18.713 | 13:48:57.332 |
| 11 | 14:25.830 | +1:12.875 | 14:03:23.162 |

(25) BENEYTO BOTELLA, RUBEN

| | | | |
|----|------------------|-----------|--------------|
| 1 | | | 11:41:04.658 |
| 2 | 13:35.886 | +6.791 | 11:54:40.544 |
| 3 | 13:29.095 | | 12:08:09.639 |
| 4 | 13:48.362 | +19.267 | 12:21:58.001 |
| 5 | 13:57.232 | +28.137 | 12:35:55.233 |
| 6 | 14:34.147 | +1:05.052 | 12:50:29.380 |
| 7 | 16:21.089 | +2:51.994 | 13:06:50.469 |
| 8 | 13:34.269 | +5.174 | 13:20:24.738 |
| 9 | 13:56.638 | +27.543 | 13:34:21.376 |
| 10 | 14:31.749 | +1:02.654 | 13:48:53.125 |
| 11 | 14:27.344 | +58.249 | 14:03:20.469 |

(41) IGLESIAS FERNANDEZ, ALEJANDRO

| | | | |
|----|------------------|-----------|--------------|
| 1 | | | 11:42:22.246 |
| 2 | 13:54.928 | +18.478 | 11:56:17.174 |
| 3 | 13:48.172 | +11.722 | 12:10:05.346 |
| 4 | 13:36.450 | | 12:23:41.796 |
| 5 | 13:50.350 | +13.900 | 12:37:32.146 |
| 6 | 14:27.040 | +50.590 | 12:51:59.186 |
| 7 | 17:16.603 | +3:40.153 | 13:09:15.789 |
| 8 | 14:32.137 | +55.687 | 13:23:47.926 |
| 9 | 14:56.105 | +1:19.655 | 13:38:44.031 |
| 10 | 15:48.034 | +2:11.584 | 13:54:32.065 |
| 11 | 15:17.053 | +1:40.603 | 14:09:49.118 |

(51) GONZALEZ FERNANDEZ, FELIPE

| | | | |
|----|------------------|-----------|--------------|
| 1 | | | 11:42:50.715 |
| 2 | 14:10.366 | | 11:57:01.081 |
| 3 | 14:14.188 | +3.822 | 12:11:15.269 |
| 4 | 14:35.197 | +24.831 | 12:25:50.466 |
| 5 | 14:56.261 | +45.895 | 12:40:46.727 |
| 6 | 14:43.549 | +33.183 | 12:55:30.276 |
| 7 | 17:01.226 | +2:50.860 | 13:12:31.502 |
| 8 | 14:33.846 | +23.480 | 13:27:05.348 |
| 9 | 15:07.803 | +57.437 | 13:42:13.151 |
| 10 | 14:59.589 | +49.223 | 13:57:12.740 |
| 11 | 15:26.883 | +1:16.517 | 14:12:39.623 |

(28) RUIZ GOMEZ, EZEQUIEL

| | | | |
|----|------------------|-----------|--------------|
| 1 | | | 11:41:35.794 |
| 2 | 13:58.452 | | 11:55:34.246 |
| 3 | 15:37.389 | +1:38.937 | 12:11:11.635 |
| 4 | 14:36.810 | +38.358 | 12:25:48.445 |
| 5 | 14:48.170 | +49.718 | 12:40:36.615 |
| 6 | 16:27.356 | +2:28.904 | 12:57:03.971 |
| 7 | 14:41.363 | +42.911 | 13:11:45.334 |
| 8 | 15:02.432 | +1:03.980 | 13:26:47.766 |
| 9 | 15:17.377 | +1:18.925 | 13:42:05.143 |
| 10 | 14:54.033 | +55.581 | 13:56:59.176 |
| 11 | 14:44.791 | +46.339 | 14:11:43.967 |

(42) PEDRO SUBIRATS, JOSEP

| | | | |
|---|------------------|---------|--------------|
| 1 | | | 11:42:11.542 |
| 2 | 13:53.633 | +7.087 | 11:56:05.175 |
| 3 | 13:46.546 | | 12:09:51.721 |
| 4 | 14:15.817 | +29.271 | 12:24:07.538 |

| Lap | Lap Tm | Diff | Time of Day |
|-----|-----------|-----------|--------------|
| 5 | 14:00.769 | +14.223 | 12:38:08.307 |
| 6 | 16:45.088 | +2:58.542 | 12:54:53.395 |
| 7 | 18:33.971 | +4:47.425 | 13:13:27.366 |
| 8 | 14:24.722 | +38.176 | 13:27:52.088 |
| 9 | 14:40.941 | +54.395 | 13:42:33.029 |
| 10 | 15:17.877 | +1:31.331 | 13:57:50.906 |

(46) LIJO SANTOS, ADRIAN

| | | | |
|----|------------------|-----------|--------------|
| 1 | | | 11:42:23.554 |
| 2 | 14:38.452 | +37.299 | 11:57:02.006 |
| 3 | 14:02.282 | +1.129 | 12:11:04.288 |
| 4 | 14:11.156 | +10.003 | 12:25:15.444 |
| 5 | 14:01.153 | | 12:39:16.597 |
| 6 | 14:52.676 | +51.523 | 12:54:09.273 |
| 7 | 17:56.929 | +3:55.776 | 13:12:06.202 |
| 8 | 16:11.911 | +2:10.758 | 13:28:18.113 |
| 9 | 14:53.393 | +52.240 | 13:43:11.506 |
| 10 | 14:49.145 | +47.992 | 13:58:00.651 |

(44) RODRIGUEZ CARTAGENA, ION ANDER

| | | | |
|----|------------------|-----------|--------------|
| 1 | | | 11:43:26.121 |
| 2 | 15:56.911 | +58.018 | 11:59:23.032 |
| 3 | 15:39.891 | +40.998 | 12:15:02.923 |
| 4 | 15:41.193 | +42.300 | 12:30:44.116 |
| 5 | 17:13.871 | +2:14.978 | 12:47:57.987 |
| 6 | 15:02.761 | +3.868 | 13:03:00.748 |
| 7 | 15:19.687 | +20.794 | 13:18:20.435 |
| 8 | 15:13.543 | +14.650 | 13:33:33.978 |
| 9 | 14:58.893 | | 13:48:32.871 |
| 10 | 15:39.108 | +40.215 | 14:04:11.979 |

(74) PRIETO SANCHEZ, AGUSTIN JAVIER

| | | | |
|----|------------------|-----------|--------------|
| 1 | | | 11:43:22.324 |
| 2 | 17:25.562 | +2:21.961 | 12:00:47.886 |
| 3 | 15:14.118 | +10.517 | 12:16:02.004 |
| 4 | 15:12.861 | +9.260 | 12:31:14.865 |
| 5 | 15:03.601 | | 12:46:18.466 |
| 6 | 15:09.063 | +5.462 | 13:01:27.529 |
| 7 | 16:45.177 | +1:41.576 | 13:18:12.706 |
| 8 | 15:06.364 | +2.763 | 13:33:19.070 |
| 9 | 15:48.105 | +44.504 | 13:49:07.175 |
| 10 | 15:32.063 | +28.462 | 14:04:39.238 |

(56) FERNANDEZ HIJICOS TAJUELO, RAFAEL

| | | | |
|----|------------------|-----------|--------------|
| 1 | | | 11:43:37.058 |
| 2 | 14:36.038 | | 11:58:13.096 |
| 3 | 14:36.531 | +0.493 | 12:12:49.627 |
| 4 | 15:03.720 | +27.682 | 12:27:53.347 |
| 5 | 16:35.675 | +1:59.637 | 12:44:29.022 |
| 6 | 18:35.146 | +3:59.108 | 13:03:04.168 |
| 7 | 15:46.493 | +1:10.455 | 13:18:50.661 |
| 8 | 15:45.082 | +1:09.044 | 13:34:35.743 |
| 9 | 16:56.878 | +2:20.840 | 13:51:32.621 |
| 10 | 16:38.511 | +2:02.473 | 14:08:11.132 |

(72) GUERRA ARAGON, VICENTE

| | | | |
|---|------------------|-----------|--------------|
| 1 | | | 11:45:23.544 |
| 2 | 15:48.947 | +25.889 | 12:01:12.491 |
| 3 | 15:38.956 | +15.898 | 12:16:51.447 |
| 4 | 15:23.058 | | 12:32:14.505 |
| 5 | 15:32.054 | +8.996 | 12:47:46.559 |
| 6 | 15:23.997 | +0.939 | 13:03:10.556 |
| 7 | 23:40.989 | +8:17.931 | 13:26:51.545 |
| 8 | 15:59.506 | +36.448 | 13:42:51.051 |
| 9 | 17:23.237 | +2:00.179 | 14:00:14.288 |

Jefe de cronometraje

Orbits

Provisional

Los Comisarios Deportivos

El Director de Carrera

El Cronametrador

Definitiva

Hora:

Hora:

Hora:



O Irixo, Camp. España Cross-Country

Carrera

O Irixo 0,000 km

Carrera

27/11/2011 11:30

Carrera iniciado a 11:27:46

| Lap | Lap Tm | Diff | Time of Day |
|--------------------------------------|------------------|-----------|--------------|
| (45) ARTIDIELLO RUEDA, ADRIAN | | | |
| 1 | | | 11:42:25.497 |
| 2 | 14:52.401 | | 11:57:17.898 |
| 3 | 16:14.439 | +1:22.038 | 12:13:32.337 |
| 4 | 16:43.495 | +1:51.094 | 12:30:15.832 |
| 5 | 17:49.525 | +2:57.124 | 12:48:05.357 |
| 6 | 18:42.977 | +3:50.576 | 13:06:48.334 |
| 7 | 19:33.940 | +4:41.539 | 13:26:22.274 |
| 8 | 17:41.001 | +2:48.600 | 13:44:03.275 |
| 9 | 16:36.598 | +1:44.197 | 14:00:39.873 |

| Lap | Lap Tm | Diff | Time of Day |
|----------------------------------|------------------|-----------|--------------|
| (80) DELGADO SALAS, DIEGO | | | |
| 1 | | | 11:44:57.904 |
| 2 | 15:41.728 | | 12:00:39.632 |
| 3 | 16:07.612 | +25.884 | 12:16:47.244 |
| 4 | 16:40.852 | +59.124 | 12:33:28.096 |
| 5 | 16:42.625 | +1:00.897 | 12:50:10.721 |
| 6 | 17:31.321 | +1:49.593 | 13:07:42.042 |
| 7 | 19:31.898 | +3:50.170 | 13:27:13.940 |
| 8 | 17:50.394 | +2:08.666 | 13:45:04.334 |
| 9 | 17:43.697 | +2:01.969 | 14:02:48.031 |

| Lap | Lap Tm | Diff | Time of Day |
|---------------------------------|------------------|-----------|--------------|
| (82) BLAYA SANZ, PASCUAL | | | |
| 1 | | | 11:45:05.753 |
| 2 | 16:32.563 | +2.994 | 12:01:38.316 |
| 3 | 16:29.569 | | 12:18:07.885 |
| 4 | 17:05.252 | +35.683 | 12:35:13.137 |
| 5 | 17:01.469 | +31.900 | 12:52:14.606 |
| 6 | 20:03.098 | +3:33.529 | 13:12:17.704 |
| 7 | 17:15.038 | +45.469 | 13:29:32.742 |
| 8 | 17:40.720 | +1:11.151 | 13:47:13.462 |
| 9 | 18:41.074 | +2:11.505 | 14:05:54.536 |

| Lap | Lap Tm | Diff | Time of Day |
|------------------------------------|------------------|-----------|--------------|
| (27) GOMEZ LARROCEA, LANDER | | | |
| 1 | | | 11:42:41.889 |
| 2 | 15:50.844 | +5.209 | 11:58:32.733 |
| 3 | 20:26.528 | +4:40.893 | 12:18:59.261 |
| 4 | 22:15.023 | +6:29.388 | 12:41:14.284 |
| 5 | 15:56.440 | +10.805 | 12:57:10.724 |
| 6 | 15:45.635 | | 13:12:56.359 |
| 7 | 15:53.862 | +8.227 | 13:28:50.221 |
| 8 | 18:21.587 | +2:35.952 | 13:47:11.808 |
| 9 | 18:12.222 | +2:26.587 | 14:05:24.030 |

| Lap | Lap Tm | Diff | Time of Day |
|------------------------------------|------------------|------------|--------------|
| (52) ABASOLO ETXABE, XABIER | | | |
| 1 | | | 11:41:58.669 |
| 2 | 13:32.303 | +37.877 | 11:55:30.972 |
| 3 | 13:34.685 | +40.259 | 12:09:05.657 |
| 4 | 51:00.493 | +38:06.067 | 13:00:06.150 |
| 5 | 17:51.974 | +4:57.548 | 13:17:58.124 |
| 6 | 13:21.047 | +26.621 | 13:31:19.171 |
| 7 | 13:04.616 | +10.190 | 13:44:23.787 |
| 8 | 12:54.426 | | 13:57:18.213 |
| 9 | 13:08.101 | +13.675 | 14:10:26.314 |

| Lap | Lap Tm | Diff | Time of Day |
|----------------------------------|------------------|-----------|--------------|
| (81) GOMEZ OTERO, LEANDRO | | | |
| 1 | | | 11:45:28.718 |
| 2 | 18:19.704 | +27.497 | 12:03:48.422 |
| 3 | 18:47.601 | +55.394 | 12:22:36.023 |
| 4 | 18:09.946 | +17.739 | 12:40:45.969 |
| 5 | 17:52.207 | | 12:58:38.176 |
| 6 | 24:28.703 | +6:36.496 | 13:23:06.879 |
| 7 | 19:36.865 | +1:44.658 | 13:42:43.744 |
| 8 | 19:07.345 | +1:15.138 | 14:01:51.089 |

| | | | |
|--------------------------------------|--|--|--|
| (54) LINDNER SANTOS, PABLO A. | | | |
|--------------------------------------|--|--|--|

| Lap | Lap Tm | Diff | Time of Day |
|-----|------------------|-----------|--------------|
| 1 | | | 11:46:42.745 |
| 2 | 18:12.480 | +28.785 | 12:04:55.225 |
| 3 | 17:43.695 | | 12:22:38.920 |
| 4 | 18:12.054 | +28.359 | 12:40:50.974 |
| 5 | 21:01.519 | +3:17.824 | 13:01:52.493 |
| 6 | 19:24.531 | +1:40.836 | 13:21:17.024 |
| 7 | 21:15.579 | +3:31.884 | 13:42:32.603 |
| 8 | 20:02.948 | +2:19.253 | 14:02:35.551 |

| Lap | Lap Tm | Diff | Time of Day |
|-----------------------------------|------------------|-----------|--------------|
| (4) BERNARDEZ CARRO, AARON | | | |
| 1 | | | 11:39:32.279 |
| 2 | 12:11.185 | +32.140 | 11:51:43.464 |
| 3 | 11:46.191 | +7.146 | 12:03:29.655 |
| 4 | 11:42.876 | +3.831 | 12:15:12.531 |
| 5 | 12:59.662 | +1:20.617 | 12:28:12.193 |
| 6 | 11:39.045 | | 12:39:51.238 |
| 7 | 12:34.495 | +55.450 | 12:52:25.733 |
| 8 | 12:44.304 | +1:05.259 | 13:05:10.037 |

| Lap | Lap Tm | Diff | Time of Day |
|---------------------------------------|------------------|---------|--------------|
| (76) VIGIOLA GOIKOECHEA, KOLDO | | | |
| 1 | | | 11:43:26.601 |
| 2 | 15:09.100 | +26.939 | 11:58:35.701 |
| 3 | 15:05.165 | +23.004 | 12:13:40.866 |
| 4 | 14:42.161 | | 12:28:23.027 |

| Lap | Lap Tm | Diff | Time of Day |
|-----------------------------------|------------------|------|--------------|
| (7) COMECHE GIJON, ENRIQUE | | | |
| 1 | | | 11:39:41.604 |
| 2 | 12:31.913 | | 11:52:13.517 |

Jefe de cronometraje

Orbits

Provisional

Los Comisarios Deportivos

El Director de Carrera

El Cronametrador

Definitiva

Hora:

Hora:

Hora:




O Irixo, Camp. España Cross-Country

Vuelta a vuelta

Carrera
 Carrera
 Carrera iniciado a 11:27:46

O Irixo 0,000 km

27/11/2011 11:30



| Competidores | Vueltas | | | | | | | | | | | | |
|-------------------------------|---------|----|----|----|----|----|----|----|----|----|----|----|----|
| | 1 | 2 | 3 | 4 | 5 | 6 | 7 | 8 | 9 | 10 | 11 | 12 | 13 |
| PEREZ DE LA TORRE, JUAN (10) | 1 | 10 | 10 | 10 | 10 | 10 | 10 | 10 | 10 | 10 | 10 | 10 | 10 |
| BERNARDEZ CARRO, AARON (4) | 2 | 4 | 6 | 6 | 4 | 6 | 4 | 4 | 6 | 6 | 6 | 6 | 6 |
| BETRIU ARMENGOL, JAUME (6) | 3 | 6 | 4 | 4 | 6 | 4 | 6 | 6 | 4 | 5 | 5 | 5 | 5 |
| COMECHÉ GIJON, ENRIQUE (7) | 4 | 7 | 5 | 5 | 5 | 5 | 5 | 5 | 5 | 20 | 20 | 20 | 20 |
| AGRA CARRERA, XACOB (5) | 5 | 5 | 7 | 3 | 20 | 20 | 20 | 3 | 20 | 3 | 3 | 3 | 3 |
| GARCIA SANCHEZ, MIQUEL (3) | 6 | 3 | 3 | 20 | 3 | 3 | 3 | 20 | 3 | 9 | 9 | 9 | 9 |
| CABALLERO BARRIO, CARLOS EN | 7 | 9 | 20 | 9 | 9 | 9 | 9 | 9 | 9 | 22 | 22 | 22 | 50 |
| QUER MOLGO, RAMON (20) | 8 | 20 | 9 | 21 | 22 | 22 | 22 | 22 | 22 | 50 | 50 | 50 | 22 |
| DIAZ REY, OVIDIO JOSE (21) | 9 | 21 | 21 | 22 | 21 | 21 | 50 | 21 | 50 | 53 | 53 | 53 | 53 |
| QUER MOLGO, JORDI (22) | 10 | 22 | 22 | 50 | 40 | 50 | 21 | 50 | 53 | 55 | 55 | 55 | 55 |
| COSTAS PAZOS, RICARDO (8) | 11 | 8 | 25 | 25 | 43 | 40 | 40 | 53 | 21 | 21 | 40 | 40 | |
| BENEYTO BOTELLA, RUBEN (25) | 12 | 25 | 24 | 24 | 53 | 53 | 53 | 55 | 55 | 40 | 21 | 8 | |
| ARNAIZ IGARTUA, XABIER (24) | 13 | 24 | 50 | 53 | 24 | 24 | 55 | 40 | 40 | 26 | 8 | 21 | |
| CRUZ PORTABALES, ADRIAN (26) | 14 | 26 | 8 | 43 | 50 | 55 | 43 | 24 | 24 | 24 | 24 | 26 | |
| RUIZ GOMEZ, EZEQUIEL (28) | 15 | 28 | 26 | 26 | 8 | 25 | 25 | 43 | 8 | 73 | 26 | 24 | |
| CORRALES GARCIA, DAVID (40) | 16 | 40 | 53 | 40 | 25 | 43 | 73 | 73 | 43 | 8 | 73 | 73 | |
| MACIAS SANCHEZ, ALBERTO (73) | 17 | 73 | 43 | 8 | 55 | 73 | 24 | 8 | 73 | 75 | 75 | 75 | |
| PEDRO SUBIRATS, JORDI (55) | 18 | 55 | 55 | 55 | 73 | 41 | 26 | 75 | 26 | 25 | 25 | 70 | |
| PEREZ PEREZ, CARLOS GIOVANN | 19 | 43 | 40 | 73 | 75 | 75 | 75 | 26 | 75 | 43 | 43 | 71 | |
| BERNADAUS VILLANUA, ANDRES (| 20 | 50 | 73 | 52 | 41 | 26 | 41 | 70 | 25 | 70 | 70 | 25 | |
| GIMENO GARCIA, ANTONIO (53) | 21 | 53 | 52 | 75 | 42 | 42 | 70 | 25 | 70 | 71 | 71 | 43 | |
| ABASOLO ETXABE, XABIER (52) | 22 | 52 | 28 | 42 | 26 | 71 | 8 | 71 | 71 | 41 | 41 | 41 | |
| TRILLA MARTINEZ, ULPIANO (75) | 23 | 75 | 75 | 41 | 71 | 70 | 71 | 41 | 41 | 28 | 28 | 28 | |
| PEDRO SUBIRATS, JOSEP (42) | 24 | 42 | 42 | 70 | 70 | 8 | 46 | 28 | 28 | 51 | 51 | 51 | |
| PIZONES GUERRERO, GERARDO (| 25 | 70 | 70 | 71 | 46 | 46 | 42 | 46 | 51 | 42 | 42 | | |
| IGLESIAS FERNANDEZ, ALEJANDR | 26 | 41 | 41 | 46 | 28 | 28 | 51 | 51 | 42 | 46 | 46 | | |
| LIJO SANTOS, ADRIAN (46) | 27 | 46 | 71 | 28 | 51 | 51 | 28 | 42 | 46 | 44 | 44 | | |
| ARTIDIELLO RUEDA, ADRIAN (45) | 28 | 45 | 51 | 51 | 56 | 56 | 74 | 74 | 74 | 74 | 74 | | |
| GOMEZ LARROCEA, LANDER (27) | 29 | 27 | 46 | 56 | 76 | 74 | 44 | 44 | 44 | 56 | 56 | | |
| GONZALEZ FERNANDEZ, FELIPE (| 30 | 51 | 45 | 45 | 45 | 72 | 56 | 56 | 56 | 72 | | | |
| GARCIA ARRIBAS, VICENTE (71) | 31 | 71 | 56 | 76 | 44 | 44 | 72 | 45 | 72 | 45 | | | |
| PRIETO SANCHEZ, AGUSTIN JAVIE | 32 | 74 | 27 | 44 | 74 | 45 | 45 | 72 | 45 | 80 | | | |
| RODRIGUEZ CARTAGENA, ION ANI | 33 | 44 | 76 | 74 | 72 | 80 | 80 | 80 | 80 | 27 | | | |
| VIGIOLA GOIKOECHEA, KOLDO (76 | 34 | 76 | 44 | 80 | 80 | 82 | 82 | 27 | 27 | 82 | | | |
| FERNANDEZ HIJICOS TAJUELO, R | 35 | 56 | 80 | 72 | 82 | 27 | 27 | 82 | 82 | 52 | | | |
| DELGADO SALAS, DIEGO (80) | 36 | 80 | 74 | 82 | 81 | 81 | 54 | 54 | 52 | | | | |
| BLAYA SANZ, PASCUAL (82) | 37 | 82 | 72 | 27 | 54 | 54 | 81 | 81 | 81 | | | | |
| GUERRA ARAGON, VICENTE (72) | 38 | 72 | 82 | 81 | 27 | 52 | 52 | 52 | 54 | | | | |
| GOMEZ OTERO, LEANDRO (81) | 39 | 81 | 81 | 54 | 52 | | | | | | | | |
| LINDNER SANTOS, PABLO A. (54) | 40 | 54 | 54 | | | | | | | | | | |
| - | 41 | | | | | | | | | | | | |

Jefe de cronometraje

Orbits

Provisional

Los Comisarios Deportivos

El Director de Carrera

El Cronametrador

Definitiva

Hora:

Hora:

Hora:

