



Zuera, MX Promo Aragón

Clasificado por mejor tiempo de vuelta

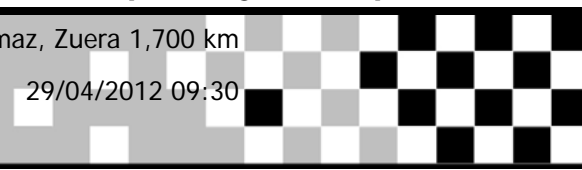
MX Alevin

L. Imaz, Zuera 1,700 km

Entrenos Oficiales

29/04/2012 09:30

Clasificación (20:00 Tiempo) iniciado a 10:02:29



Pos.	Nº	Name	Mejor Tm	Dif. 1º	En Vit.	Club	Clase
1	1	MENE MANERO, NICOLAS	46.229		10	Tauste Mc.	Alevin
2	12	SAEZ ZAPATA, FERMIN	51.674	5.445	8	Tauste Mc.	Alevin
3	6	EMBID LATORRE, MANUEL	1:00.344	14.115	7	Mc. Salvador	Alevin
4	9	CIUDAD DOMINGUEZ, HUGO	3:08.186	2:21.957	1	Mc. Salvador	Alevin

Jefe de cronometraje

Orbits

Provisional

Los Comisarios Deportivos

El Director de Carrera

El Cronametrador

Definitiva

Hora:

Hora:

Hora:





Zuera, MX Promo Aragón

MX Alevin

L. Imaz, Zuera 1,700 km

Entrenos Oficiales

29/04/2012 09:30

Clasificación (15:00 Tiempo) iniciado a 10:02:29

Lap	Lap Tm	Diff	Time of Day
(1) MENE MANERO, NICOLAS			
1	54.000	+7.771	10:04:13.866
2	51.455	+5.226	10:05:05.321
3	50.989	+4.760	10:05:56.310
4	51.262	+5.033	10:06:47.572
5	49.631	+3.402	10:07:37.203
6	48.785	+2.556	10:08:25.988
7	47.459	+1.230	10:09:13.447
8	47.738	+1.509	10:10:01.185
9	46.439	+0.210	10:10:47.624
10	46.229		10:11:33.853
11	1:21.947	+35.718	10:12:55.800
12	47.753	+1.524	10:13:43.553
13	47.870	+1.641	10:14:31.423

Lap	Lap Tm	Diff	Time of Day
(12) SAEZ ZAPATA, FERMIN			
1	58.850	+7.176	10:04:23.031
2	58.063	+6.389	10:05:21.094
3	1:40.269	+48.595	10:07:01.363
4	56.041	+4.367	10:07:57.404
5	55.143	+3.469	10:08:52.547
6	54.603	+2.929	10:09:47.150
7	54.047	+2.373	10:10:41.197
8	51.674		10:11:32.871
9	52.086	+0.412	10:12:24.957
10	51.801	+0.127	10:13:16.758
11	51.899	+0.225	10:14:08.657
12	53.266	+1.592	10:15:01.923

Lap	Lap Tm	Diff	Time of Day
(6) EMBID LATORRE, MANUEL			
1	1:01.115	+0.771	10:04:31.555
2	1:42.876	+42.532	10:06:14.431
3	1:06.049	+5.705	10:07:20.480
4	1:03.157	+2.813	10:08:23.637
5	1:04.683	+4.339	10:09:28.320
6	1:02.595	+2.251	10:10:30.915
7	1:00.344		10:11:31.259
8	1:00.684	+0.340	10:12:31.943
9	1:02.330	+1.986	10:13:34.273
10	1:00.506	+0.162	10:14:34.779

Lap	Lap Tm	Diff	Time of Day
(9) CIUDAD DOMINGUEZ, HUGO			
1	3:08.186		10:07:09.429
2	6:31.017	+3:22.831	10:13:40.446

Jefe de cronometraje

Orbits

Provisional

Los Comisarios Deportivos

El Director de Carrera

El Cronametrador

Definitiva

Hora:

Hora:

Hora:





Zuera, MX Promo Aragón

Clasificado por vueltas

MX Alevin

L. Imaz, Zuera 1,700 km

Primera Manga

29/04/2012 10:40

Carrera (10:00 y 1 Vueltas) iniciado a 11:01:28

Pos.	N°	Nombre	Vlts	Total T°	Dif. 1°	Mejor Tm	Club
1	1	MENE MANERO, NICOLAS	14	11:24.343		41.643	Tauste Mc.
2	6	EMBID LATORRE, MANUEL	13	11:56.333	1 Vuelta	53.791	Mc. Salvador
3	9	CIUDAD DOMINGUEZ, HUGO	9	12:17.866	5 Vueltas	1:00.183	Mc. Salvador
No clasificado							
NT	12	SAEZ ZAPATA, FERMIN	7	5:15.815	NT	44.114	Tauste Mc.

Margin of Victory	Avg. Speed	Best Lap Tm	Best Spd	Best Lap by
1 Vuelta	125,200	41.643	146,963	1 - MENE MANERO, NICOLAS

Jefe de cronometraje

Orbits

Provisional

Los Comisarios Deportivos

El Director de Carrera

El Cronametrador

Definitiva

Hora:

Hora:

Hora:





Zuera, MX Promo Aragón

MX Alevin

L. Imaz, Zuera 1,700 km

Primera Manga

29/04/2012 10:40

Carrera (10:00 y 1 Vueltas) iniciado a 11:01:28

Lap	Lap Tm	Diff	Time of Day
(1) MENE MANERO, NICOLAS			
1			11:02:12.766
2	43.713	+2.070	11:02:56.479
3	44.464	+2.821	11:03:40.943
4	43.167	+1.524	11:04:24.110
5	56.765	+15.122	11:05:20.875
6	42.879	+1.236	11:06:03.754
7	41.643		11:06:45.397
8	43.649	+2.006	11:07:29.046
9	1:37.919	+56.276	11:09:06.965
10	45.415	+3.772	11:09:52.380
11	45.162	+3.519	11:10:37.542
12	45.502	+3.859	11:11:23.044
13	44.284	+2.641	11:12:07.328
14	45.841	+4.198	11:12:53.169

(6) EMBID LATORRE, MANUEL			
1			11:02:23.680
2	56.446	+2.655	11:03:20.126
3	55.466	+1.675	11:04:15.592
4	55.017	+1.226	11:05:10.609
5	53.849	+0.058	11:06:04.458
6	54.059	+0.268	11:06:58.517
7	57.476	+3.685	11:07:55.993
8	56.422	+2.631	11:08:52.415
9	55.521	+1.730	11:09:47.936
10	53.791		11:10:41.727
11	54.263	+0.472	11:11:35.990
12	55.102	+1.311	11:12:31.092
13	54.067	+0.276	11:13:25.159

(9) CIUDAD DOMINGUEZ, HUGO			
1			11:02:29.321
2	1:01.743	+1.560	11:03:31.064
3	1:02.365	+2.182	11:04:33.429
4	1:00.183		11:05:33.612
5	1:00.914	+0.731	11:06:34.526
6	4:02.873	+3:02.690	11:10:37.399
7	1:02.552	+2.369	11:11:39.951
8	1:04.279	+4.096	11:12:44.230
9	1:02.462	+2.279	11:13:46.692

(12) SAEZ ZAPATA, FERMIN			
1			11:02:14.124
2	46.435	+2.321	11:03:00.559
3	45.048	+0.934	11:03:45.607
4	44.114		11:04:29.721
5	44.845	+0.731	11:05:14.566
6	45.882	+1.768	11:06:00.448
7	44.193	+0.079	11:06:44.641

Jefe de cronometraje

Orbits

Provisional

Los Comisarios Deportivos

El Director de Carrera

El Cronometrador

Definitiva

Hora:

Hora:

Hora:





Zuera, MX Promo Aragón

Clasificado por vueltas

MX Alevin

L. Imaz, Zuera 1,700 km

Segunda Manga

29/04/2012 12:05

Carrera (10:00 y 1 Vueltas) iniciado a 11:51:29

Pos.	N°	Nombre	Vlts	Total T°	Dif. 1°	Mejor Tm	Club
1	1	MENE MANERO, NICOLAS	14	11:11.846		42.315	Tauste Mc.
2	6	EMBID LATORRE, MANUEL	12	11:18.649	2 Vueltas	51.384	Mc. Salvador
3	9	CIUDAD DOMINGUEZ, HUGO	11	11:27.455	3 Vueltas	55.027	Mc. Salvador
No clasificado							
NE	12	SAEZ ZAPATA, FERMIN			NE		Tauste Mc.

Margin of Victory	Avg. Speed	Best Lap Tm	Best Spd	Best Lap by
2 Vueltas	127,529	42.315	144,630	1 - MENE MANERO, NICOLAS

Jefe de cronometraje

Orbits

Provisional

Los Comisarios Deportivos

El Director de Carrera

El Cronametrador

Definitiva

Hora:

Hora:

Hora:



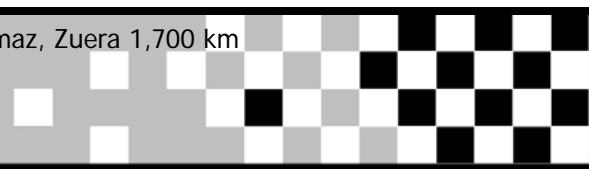


Zuera, MX Promo Aragón

MX Alevin

L. Imaz, Zuera 1,700 km

Final MX-PRO



Pos.	Nº	Nombre	T. puntos	1ª C	2ª C	Club
1	1	MENE MANERO, NICOLAS	50	25	25	Tauste Mc.
2	6	EMBID LATORRE, MANUEL	44	22	22	Mc. Salvador
3	9	CIUDAD DOMINGUEZ, HUGO	40	20	20	Mc. Salvador
4	12	SAEZ ZAPATA, FERMIN	0	0	0	Tauste Mc.

Jefe de cronometraje

Orbits

Provisional

Los Comisarios Deportivos

El Director de Carrera

El Cronametrador

Definitiva

Hora:

Hora:

Hora:





Zuera, MX Promo Aragón

Clasificado por mejor tiempo de vuelta

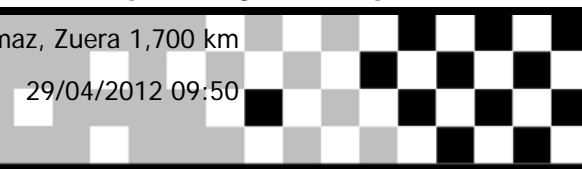
MX Iniciación

L. Imaz, Zuera 1,700 km

Entrenos Oficiales

29/04/2012 09:50

Clasificación (15:00 Tiempo) iniciado a 10:17:00



Pos.	Nº	Name	Mejor Tm	Dif. 1º	En Vlt.	Club	Clase
1	99	ABELLAN GIL, EDGAR	1:00.223		11	C.M. Epila	Iniciación
2	11	BILLALABEITIA BILBAO, DANIEL	1:00.411	0.188	6	Mungiako Mc.	Iniciación
3	5	SANTIAGO VALLINAS, SAMUEL	1:00.824	0.601	11	Tauste Mc.	Iniciación
4	3	HERNANDEZ HUERVA, JOSE LUIS	1:03.721	3.498	11	A.D. Aragon Sport	Iniciación
5	96	ABECIA RUIZ DE SABANDO, GARAZI	1:11.508	11.285	7	Eskegi Mot.	Iniciación
6	31	MALLEN CICERO, ALEJANDRO	1:14.450	14.227	7	Pm. Oscense	Iniciación
7	7	REY LORIENTE, JUAN	1:14.593	14.370	10	Sinesponsor Racing	Iniciación
8	39	MONTAÑES PONZ, MARCOS	1:16.655	16.432	5		Iniciación
9	17	CLAVER GIMENEZ, CRISTIAN	1:20.940	20.717	2	Sinesponsor Racing	Iniciación
10	50	GROS OLIVEROS, BRUNO	1:29.365	29.142	4	Mc. Zuera	Iniciación

Jefe de cronometraje

Orbits

Provisional

Los Comisarios Deportivos

El Director de Carrera

El Cronametrador

Definitiva

Hora:

Hora:

Hora:





Zuera, MX Promo Aragón

MX Iniciación

L. Imaz, Zuera 1,700 km

Entrenos Oficiales

29/04/2012 09:50

Clasificación (15:00 Tiempo) iniciado a 10:17:00

Lap	Lap Tm	Diff	Time of Day
(99) ABELLAN GIL, EDGAR			
1	1:06.013	+5.790	10:19:12.455
2	1:14.399	+14.176	10:20:26.854
3	1:05.012	+4.789	10:21:31.866
4	1:10.887	+10.664	10:22:42.753
5	1:04.351	+4.128	10:23:47.104
6	1:05.000	+4.777	10:24:52.104
7	1:06.476	+6.253	10:25:58.580
8	1:05.328	+5.105	10:27:03.908
9	1:01.322	+1.099	10:28:05.230
10	1:03.384	+3.161	10:29:08.614
11	1:00.223		10:30:08.837
12	1:07.789	+7.566	10:31:16.626
13	1:08.637	+8.414	10:32:25.263

Lap	Lap Tm	Diff	Time of Day
(11) BILLALABEITIA BILBAO, DANIEL			
1	1:11.293	+10.882	10:19:35.658
2	1:13.455	+13.044	10:20:49.113
3	1:04.642	+4.231	10:21:53.755
4	1:03.024	+2.613	10:22:56.779
5	1:01.940	+1.529	10:23:58.719
6	1:00.411		10:24:59.130
7	1:01.540	+1.129	10:26:00.670
8	1:02.774	+2.363	10:27:03.444
9	1:03.043	+2.632	10:28:06.487
10	1:03.022	+2.611	10:29:09.509
11	1:01.245	+0.834	10:30:10.754
12	1:14.510	+14.099	10:31:25.264
13	1:04.062	+3.651	10:32:29.326

Lap	Lap Tm	Diff	Time of Day
(5) SANTIAGO VALLINAS, SAMUEL			
1	1:21.891	+21.067	10:19:49.542
2	1:09.408	+8.584	10:20:58.950
3	1:04.790	+3.966	10:22:03.740
4	1:06.034	+5.210	10:23:09.774
5	1:07.230	+6.406	10:24:17.004
6	1:05.107	+4.283	10:25:22.111
7	1:03.144	+2.320	10:26:25.255
8	1:02.476	+1.652	10:27:27.731
9	1:06.802	+5.978	10:28:34.533
10	1:01.148	+0.324	10:29:35.681
11	1:00.824		10:30:36.505
12	1:02.099	+1.275	10:31:38.604
13	1:06.492	+5.668	10:32:45.096

Lap	Lap Tm	Diff	Time of Day
(3) HERNANDEZ HUERVA, JOSE LUIS			
1	1:15.584	+11.863	10:19:35.053
2	1:32.148	+28.427	10:21:07.201
3	1:07.161	+3.440	10:22:14.362
4	1:10.683	+6.962	10:23:25.045
5	1:14.590	+10.869	10:24:39.635
6	1:14.733	+11.012	10:25:54.368
7	1:19.146	+15.425	10:27:13.514
8	1:07.487	+3.766	10:28:21.001
9	1:04.060	+0.339	10:29:25.061
10	1:06.469	+2.748	10:30:31.530
11	1:03.721		10:31:35.251
12	1:07.836	+4.115	10:32:43.087

Lap	Lap Tm	Diff	Time of Day
(96) ABECIA RUIZ DE SABANDO, GARAZI			
1	2:20.748	+1:09.240	10:21:22.220
2	1:22.735	+11.227	10:22:44.955
3	1:21.031	+9.523	10:24:05.986
4	1:20.084	+8.576	10:25:26.070
5	1:16.287	+4.779	10:26:42.357

Lap	Lap Tm	Diff	Time of Day
6	1:36.854	+25.346	10:28:19.211
7	1:11.508		10:29:30.719
8	1:13.677	+2.169	10:30:44.396
9	1:13.811	+2.303	10:31:58.207

Lap	Lap Tm	Diff	Time of Day
(31) MALLEN CICERO, ALEJANDRO			
1	2:03.290	+48.840	10:20:45.224
2	2:18.636	+1:04.186	10:23:03.860
3	1:29.405	+14.955	10:24:33.265
4	1:25.688	+11.238	10:25:58.953
5	1:21.000	+6.550	10:27:19.953
6	1:22.210	+7.760	10:28:42.163
7	1:14.450		10:29:56.613
8	1:17.888	+3.438	10:31:14.501
9	1:15.535	+1.085	10:32:30.036

Lap	Lap Tm	Diff	Time of Day
(7) REY LORIENTE, JUAN			
1	1:24.112	+9.519	10:20:24.859
2	1:30.360	+15.767	10:21:55.219
3	1:21.244	+6.651	10:23:16.463
4	1:21.907	+7.314	10:24:38.370
5	1:24.255	+9.662	10:26:02.625
6	1:17.511	+2.918	10:27:20.136
7	1:26.344	+11.751	10:28:46.480
8	1:17.538	+2.945	10:30:04.018
9	1:23.595	+9.002	10:31:27.613
10	1:14.593		10:32:42.206

Lap	Lap Tm	Diff	Time of Day
(39) MONTAÑES PONZ, MARCOS			
1	1:29.714	+13.059	10:20:06.604
2	1:19.473	+2.818	10:21:26.077
3	1:32.337	+15.682	10:22:58.414
4	1:25.355	+8.700	10:24:23.769
5	1:16.655		10:25:40.424
6	1:28.574	+11.919	10:27:08.998
7	1:33.840	+17.185	10:28:42.838
8	1:22.882	+6.227	10:30:05.720
9	1:27.313	+10.658	10:31:33.033
10	1:17.570	+0.915	10:32:50.603

Lap	Lap Tm	Diff	Time of Day
(17) CLAVER GIMENEZ, CRISTIAN			
1	7:29.651	+6:08.711	10:28:38.827
2	1:20.940		10:29:59.767
3	2:38.622	+1:17.682	10:32:38.389

Lap	Lap Tm	Diff	Time of Day
(50) GROS OLIVEROS, BRUNO			
1	1:53.394	+24.029	10:21:43.451
2	5:45.503	+4:16.138	10:27:28.954
3	1:36.040	+6.675	10:29:04.994
4	1:29.365		10:30:34.359
5	3:12.070	+1:42.705	10:33:46.429

Jefe de cronometraje

Orbits

Provisional

Los Comisarios Deportivos

El Director de Carrera

El Cronametrador

Definitiva

Hora:

Hora:

Hora:





Zuera, MX Promo Aragón

Clasificado por vueltas

MX Iniciación

L. Imaz, Zuera 1,700 km

Primera Manga

29/04/2012 11:15

Carrera (10:00 y 1 Vueltas) iniciado a 11:21:41

Pos.	Nº	Nombre	Vlts	Total T°	Dif. 1°	Mejor Tm	Club
1	99	ABELLAN GIL, EDGAR	12	11:01.743		48.623	C.M. Epila
2	5	SANTIAGO VALLINAS, SAMUEL	12	11:06.440	4.697	48.472	Tauste Mc.
3	3	HERNANDEZ HUERVA, JOSE LUIS	11	11:03.883	1 Vuelta	50.227	A.D. Aragon Sport
4	111	BILLALABEITIA BILBAO, DANIEL	11	11:18.013	1 Vuelta	54.122	Mungiako Mc.
5	31	MALLEN CICERO, ALEJANDRO	11	11:31.912	1 Vuelta	54.994	Pm. Oscense
6	7	REY LORIENTE, JUAN	10	11:26.747	2 Vueltas	57.515	Sinesponsor Racing
7	17	CLAVER GIMENEZ, CRISTIAN	10	11:32.647	2 Vueltas	57.740	Sinesponsor Racing
8	39	MONTAÑES PONZ, MARCOS	10	11:37.931	2 Vueltas	58.791	
9	96	ABECIA RUIZ DE SABANDO, GARAZI	9	11:27.692	3 Vueltas	1:04.961	Eskegi Mot.
10	50	GROS OLIVEROS, BRUNO	8	12:02.561	4 Vueltas	1:18.154	Mc. Zuera

Margin of Victory	Avg. Speed	Best Lap Tm	Best Spd	Best Lap by
4.697	110,980	48.472	126,258	5 - SANTIAGO VALLINAS, SAMUEL

Jefe de cronometraje

Orbits

Provisional

Los Comisarios Deportivos

El Director de Carrera

El Cronametrador

Definitiva

Hora:

Hora:

Hora:





Zuera, MX Promo Aragón

MX Iniciación

L. Imaz, Zuera 1,700 km

Primera Manga

29/04/2012 11:15

Carrera (10:00 y 1 Vueltas) iniciado a 11:21:41

Lap	Lap Tm	Diff	Time of Day
(99) ABELLAN GIL, EDGAR			
1	54.098	+5.475	11:23:24.660
2	52.294	+3.671	11:24:16.954
3	51.956	+3.333	11:25:08.910
4	50.200	+1.577	11:25:59.110
5	50.431	+1.808	11:26:49.541
6	48.623		11:27:38.164
7	52.559	+3.936	11:28:30.723
8	48.630	+0.007	11:29:19.353
9	51.758	+3.135	11:30:11.111
10	49.861	+1.238	11:31:00.972
11	49.376	+0.753	11:31:50.348
12	52.444	+3.821	11:32:42.792

Lap	Lap Tm	Diff	Time of Day
(5) SANTIAGO VALLINAS, SAMUEL			
1	54.321	+5.849	11:23:23.928
2	52.084	+3.612	11:24:16.012
3	52.352	+3.880	11:25:08.364
4	50.565	+2.093	11:25:58.929
5	49.713	+1.241	11:26:48.642
6	48.472		11:27:37.114
7	54.135	+5.663	11:28:31.249
8	50.840	+2.368	11:29:22.089
9	51.499	+3.027	11:30:13.588
10	51.095	+2.623	11:31:04.683
11	53.271	+4.799	11:31:57.954
12	49.535	+1.063	11:32:47.489

Lap	Lap Tm	Diff	Time of Day
(3) HERNANDEZ HUERVA, JOSE LUIS			
1	1:00.362	+10.135	11:23:34.742
2	57.957	+7.730	11:24:32.699
3	58.462	+8.235	11:25:31.161
4	56.545	+6.318	11:26:27.706
5	55.888	+5.661	11:27:23.594
6	55.045	+4.818	11:28:18.639
7	55.095	+4.868	11:29:13.734
8	57.297	+7.070	11:30:11.031
9	52.415	+2.188	11:31:03.446
10	51.259	+1.032	11:31:54.705
11	50.227		11:32:44.932

Lap	Lap Tm	Diff	Time of Day
(111) BILLALABEITIA BILBAO, DANIEL			
1	1:02.535	+8.413	11:23:41.603
2	57.093	+2.971	11:24:38.696
3	55.640	+1.518	11:25:34.336
4	55.226	+1.104	11:26:29.562
5	54.564	+0.442	11:27:24.126
6	55.917	+1.795	11:28:20.043
7	54.943	+0.821	11:29:14.986
8	57.162	+3.040	11:30:12.148
9	57.705	+3.583	11:31:09.853
10	55.087	+0.965	11:32:04.940
11	54.122		11:32:59.062

Lap	Lap Tm	Diff	Time of Day
(31) MALLÉN CICERO, ALEJANDRO			
1	1:03.073	+8.079	11:23:41.161
2	59.429	+4.435	11:24:40.590
3	57.291	+2.297	11:25:37.881
4	57.198	+2.204	11:26:35.079
5	1:00.661	+5.667	11:27:35.740
6	56.831	+1.837	11:28:32.571
7	56.970	+1.976	11:29:29.541
8	56.035	+1.041	11:30:25.576
9	56.486	+1.492	11:31:22.062
10	55.905	+0.911	11:32:17.967

Lap	Lap Tm	Diff	Time of Day
11	54.994		11:33:12.961

Lap	Lap Tm	Diff	Time of Day
(7) REY LORIENTE, JUAN			
1	1:05.695	+8.180	11:24:00.103
2	1:08.567	+11.052	11:25:08.670
3	1:02.731	+5.216	11:26:11.401
4	1:01.620	+4.105	11:27:13.021
5	1:01.238	+3.723	11:28:14.259
6	59.211	+1.696	11:29:13.470
7	57.515		11:30:10.985
8	58.459	+0.944	11:31:09.444
9	59.797	+2.282	11:32:09.241
10	58.555	+1.040	11:33:07.796

Lap	Lap Tm	Diff	Time of Day
(17) CLAVER GIMENEZ, CRISTIAN			
1	1:08.889	+11.149	11:23:59.035
2	1:07.627	+9.887	11:25:06.662
3	1:04.184	+6.444	11:26:10.846
4	1:03.442	+5.702	11:27:14.288
5	1:03.201	+5.461	11:28:17.489
6	59.820	+2.080	11:29:17.309
7	1:01.461	+3.721	11:30:18.770
8	58.540	+0.800	11:31:17.310
9	58.646	+0.906	11:32:15.956
10	57.740		11:33:13.696

Lap	Lap Tm	Diff	Time of Day
(39) MONTAÑES PONZ, MARCOS			
1	1:17.831	+19.040	11:24:06.022
2	1:05.627	+6.836	11:25:11.649
3	1:04.593	+5.802	11:26:16.242
4	1:01.893	+3.102	11:27:18.135
5	1:02.435	+3.644	11:28:20.570
6	1:01.207	+2.416	11:29:21.777
7	1:00.558	+1.767	11:30:22.335
8	58.977	+0.186	11:31:21.312
9	58.877	+0.086	11:32:20.189
10	58.791		11:33:18.980

Lap	Lap Tm	Diff	Time of Day
(96) ABECIA RUIZ DE SABANDO, GARAZI			
1	1:11.481	+6.520	11:24:04.500
2	1:12.460	+7.499	11:25:16.960
3	1:11.922	+6.961	11:26:28.882
4	1:06.349	+1.388	11:27:35.231
5	1:09.072	+4.111	11:28:44.303
6	1:07.885	+2.924	11:29:52.188
7	1:06.421	+1.460	11:30:58.609
8	1:05.171	+0.210	11:32:03.780
9	1:04.961		11:33:08.741

Lap	Lap Tm	Diff	Time of Day
(50) GROS OLIVEROS, BRUNO			
1	1:18.851	+0.697	11:24:19.636
2	1:19.042	+0.888	11:25:38.678
3	1:19.621	+1.467	11:26:58.299
4	1:21.978	+3.824	11:28:20.277
5	1:18.154		11:29:38.431
6	1:22.149	+3.995	11:31:00.580
7	1:21.486	+3.332	11:32:22.066
8	1:21.544	+3.390	11:33:43.610

Jefe de cronometraje

Orbits

Provisional

Los Comisarios Deportivos

El Director de Carrera

El Cronometrador

Definitiva

Hora:

Hora:

Hora:





Zuera, MX Promo Aragón

Clasificado por vueltas

MX Iniciación

L. Imaz, Zuera 1,700 km

Segunda Manga

29/04/2012 12:35

Carrera (10:00 y 0 Vueltas) iniciado a 12:13:05

Pos.	Nº	Nombre	Vlts	Total T°	Dif. 1°	Mejor Tm	Club
1	99	ABELLAN GIL, EDGAR	12	10:36.896		47.136	C.M. Epila
2	5	SANTIAGO VALLINAS, SAMUEL	12	10:55.836	18.940	49.220	Tauste Mc.
3	31	MALLEN CICERO, ALEJANDRO	12	11:13.797	36.901	49.399	Pm. Oscense
4	111	BILLALABEITIA BILBAO, DANIEL	12	11:16.492	39.596	50.799	Mungiako Mc.
5	3	HERNANDEZ HUERVA, JOSE LUIS	11	10:41.918	1 Vuelta	51.124	A.D. Aragon Sport
6	39	MONTAÑES PONZ, MARCOS	10	10:46.997	2 Vueltas	57.862	
7	7	REY LORIENTE, JUAN	10	11:04.352	2 Vueltas	54.525	Sinesponsor Racing
8	17	CLAVER GIMENEZ, CRISTIAN	10	11:16.971	2 Vueltas	57.935	Sinesponsor Racing
9	96	ABECIA RUIZ DE SABANDO, GARAZI	9	11:13.651	3 Vueltas	1:00.701	Eskegi Mot.
10	50	GROS OLIVEROS, BRUNO	7	11:07.591	5 Vueltas	1:13.292	Mc. Zuera

Margin of Victory	Avg. Speed	Best Lap Tm	Best Spd	Best Lap by
18.940	115,309	47.136	129,837	99 - ABELLAN GIL, EDGAR

Jefe de cronometraje

Orbits

Provisional

Los Comisarios Deportivos

El Director de Carrera

El Cronametrador

Definitiva

Hora:

Hora:

Hora:





Zuera, MX Promo Aragón

MX Iniciación

L. Imaz, Zuera 1,700 km

Segunda Manga

29/04/2012 12:35

Carrera (10:00 y 0 Vueltas) iniciado a 12:13:05

Lap	Lap Tm	Diff	Time of Day
(99) ABELLAN GIL, EDGAR			
1	47.386	+0.250	12:14:37.523
2	47.136		12:15:24.659
3	48.348	+1.212	12:16:13.007
4	52.154	+5.018	12:17:05.161
5	50.449	+3.313	12:17:55.610
6	49.394	+2.258	12:18:45.004
7	48.488	+1.352	12:19:33.492
8	48.757	+1.621	12:20:22.249
9	48.649	+1.513	12:21:10.898
10	48.256	+1.120	12:21:59.154
11	49.369	+2.233	12:22:48.523
12	53.705	+6.569	12:23:42.228

Lap	Lap Tm	Diff	Time of Day
(5) SANTIAGO VALLINAS, SAMUEL			
1	52.148	+2.928	12:14:47.871
2	49.220		12:15:37.091
3	49.739	+0.519	12:16:26.830
4	50.686	+1.466	12:17:17.516
5	50.256	+1.036	12:18:07.772
6	50.859	+1.639	12:18:58.631
7	50.007	+0.787	12:19:48.638
8	49.230	+0.010	12:20:37.868
9	50.630	+1.410	12:21:28.498
10	49.833	+0.613	12:22:18.331
11	49.846	+0.626	12:23:08.177
12	52.991	+3.771	12:24:01.168

Lap	Lap Tm	Diff	Time of Day
(31) MALLÉN CICERO, ALEJANDRO			
1	52.185	+2.786	12:14:49.944
2	51.402	+2.003	12:15:41.346
3	51.069	+1.670	12:16:32.415
4	50.831	+1.432	12:17:23.246
5	50.959	+1.560	12:18:14.205
6	53.226	+3.827	12:19:07.431
7	49.399		12:19:56.830
8	53.468	+4.069	12:20:50.298
9	53.855	+4.456	12:21:44.153
10	52.170	+2.771	12:22:36.323
11	50.738	+1.339	12:23:27.061
12	52.068	+2.669	12:24:19.129

Lap	Lap Tm	Diff	Time of Day
(111) BILLALABEITIA BILBAO, DANIEL			
1	53.891	+3.092	12:14:48.587
2	51.675	+0.876	12:15:40.262
3	51.424	+0.625	12:16:31.686
4	50.801	+0.002	12:17:22.487
5	50.809	+0.010	12:18:13.296
6	51.590	+0.791	12:19:04.886
7	51.418	+0.619	12:19:56.304
8	53.137	+2.338	12:20:49.441
9	55.040	+4.241	12:21:44.481
10	52.254	+1.455	12:22:36.735
11	50.799		12:23:27.534
12	54.290	+3.491	12:24:21.824

Lap	Lap Tm	Diff	Time of Day
(3) HERNANDEZ HUERVA, JOSE LUIS			
1	57.021	+5.897	12:14:55.694
2	53.183	+2.059	12:15:48.877
3	53.526	+2.402	12:16:42.403
4	53.860	+2.736	12:17:36.263
5	53.684	+2.560	12:18:29.947
6	52.786	+1.662	12:19:22.733
7	52.207	+1.083	12:20:14.940
8	52.462	+1.338	12:21:07.402

Lap	Lap Tm	Diff	Time of Day
9	51.124		12:21:58.526
10	53.925	+2.801	12:22:52.451
11	54.799	+3.675	12:23:47.250

Lap	Lap Tm	Diff	Time of Day
(39) MONTAÑES PONZ, MARCOS			
1	59.233	+1.371	12:15:04.533
2	58.474	+0.612	12:16:03.007
3	57.862		12:17:00.869
4	57.957	+0.095	12:17:58.826
5	58.193	+0.331	12:18:57.019
6	58.860	+0.998	12:19:55.879
7	59.244	+1.382	12:20:55.123
8	57.959	+0.097	12:21:53.082
9	58.598	+0.736	12:22:51.680
10	1:00.649	+2.787	12:23:52.329

Lap	Lap Tm	Diff	Time of Day
(7) REY LORIENTE, JUAN			
1	1:00.445	+5.920	12:15:10.367
2	58.111	+3.586	12:16:08.478
3	56.041	+1.516	12:17:04.519
4	57.207	+2.682	12:18:01.726
5	56.834	+2.309	12:18:58.560
6	55.908	+1.383	12:19:54.468
7	54.879	+0.354	12:20:49.347
8	55.039	+0.514	12:21:44.386
9	54.525		12:22:38.911
10	1:30.773	+36.248	12:24:09.684

Lap	Lap Tm	Diff	Time of Day
(17) CLAVER GIMENEZ, CRISTIAN			
1	1:01.701	+3.766	12:15:12.959
2	1:01.040	+3.105	12:16:13.999
3	59.356	+1.421	12:17:13.355
4	1:00.336	+2.401	12:18:13.691
5	1:00.381	+2.446	12:19:14.072
6	1:00.269	+2.334	12:20:14.341
7	58.722	+0.787	12:21:13.063
8	57.935		12:22:10.998
9	58.398	+0.463	12:23:09.396
10	1:12.907	+14.972	12:24:22.303

Lap	Lap Tm	Diff	Time of Day
(96) ABECIA RUIZ DE SABANDO, GARAZI			
1	1:03.687	+2.986	12:15:16.082
2	1:03.196	+2.495	12:16:19.278
3	1:03.583	+2.882	12:17:22.861
4	1:04.345	+3.644	12:18:27.206
5	1:03.454	+2.753	12:19:30.660
6	1:03.413	+2.712	12:20:34.073
7	1:01.681	+0.980	12:21:35.754
8	1:00.701		12:22:36.455
9	1:42.528	+41.827	12:24:18.983

Lap	Lap Tm	Diff	Time of Day
(50) GROS OLIVEROS, BRUNO			
1	1:14.173	+0.881	12:15:36.739
2	1:13.292		12:16:50.031
3	2:15.770	+1:02.478	12:19:05.801
4	1:15.840	+2.548	12:20:21.641
5	1:15.656	+2.364	12:21:37.297
6	1:14.274	+0.982	12:22:51.571
7	1:21.352	+8.060	12:24:12.923

Jefe de cronometraje

Orbits

Provisional

Los Comisarios Deportivos

El Director de Carrera

El Cronometrador

Definitiva

Hora:

Hora:

Hora:



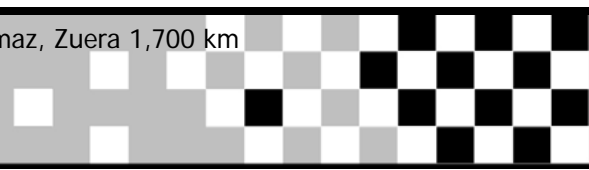


Zuera, MX Promo Aragón

MX Iniciación

L. Imaz, Zuera 1,700 km

Final MX Promesas



Pos.	Nº	Nombre	T. puntos	1ª C	2ª C	Club
1	99	ABELLAN GIL, EDGAR	50	25	25	C.M. Epila
2	5	SANTIAGO VALLINAS, SAMUEL	44	22	22	Tauste Mc.
3	31	MALLEN CICERO, ALEJANDRO	36	16	20	Pm. Oscense
4	3	HERNANDEZ HUERVA, JOSE LUIS	36	20	16	A.D. Aragon Sport
5	111	BILLALABEITIA BILBAO, DANIEL	36	18	18	Mungiako Mc.
6	7	REY LORIENTE, JUAN	29	15	14	Sinesponsor Racing
7	39	MONTAÑES PONZ, MARCOS	28	13	15	
8	17	CLAVER GIMENEZ, CRISTIAN	27	14	13	Sinesponsor Racing
9	96	ABECIA RUIZ DE SABANDO, GARAZI	24	12	12	Eskegi Mot.
10	50	GROS OLIVEROS, BRUNO	22	11	11	Mc. Zuera

Jefe de cronometraje

Orbits

Provisional

Los Comisarios Deportivos

El Director de Carrera

El Cronametrador

Definitiva

Hora:

Hora:

Hora:

