



Ejea, Camp. Aragón MX

**Clasificado por mejor tiempo de vuelta**

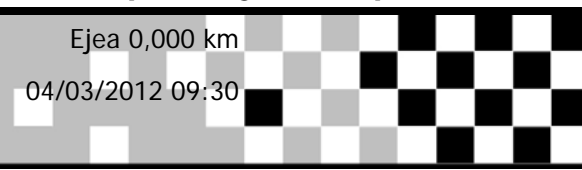
MX PRO

Ejea 0,000 km

Entrenos Oficiales

04/03/2012 09:30

Clasificación (20:00 Tiempo) iniciado a 9:25:46



Pos.	Nº	Name	Mejor Tm	Dif. 1º	En Vit.	Club	Clase
1	99	BERNADAUS VILLANUA, ANDRES	1:46.278		9	C.M. Epila	MX-PRO
2	31	VILLAVERDE MARIN, ADRIAN	1:47.032	0.754	10	Mc. Zuera	MX-PRO
3	96	SERRANO GOTOR, ALEJANDRO	1:47.756	1.478	7		MX-PRO-J
4	98	VALERA RODRIGUEZ, SERGIO	1:47.778	1.500	8	Mc. Villa de Utrillas	MX-PRO-J
5	80	BELLIDO PARDO, FERNANDO	1:48.368	2.090	4	Tauste Mc.	MX-PRO
6	85	GONZALEZ BAILON, ELIAS	1:49.442	3.164	8	Mc. Calatayud	MX-PRO
7	66	ALFARO ZORZANO, JAVIER	1:50.130	3.852	8	Esc. R.T.S.	MX-PRO
8	26	MAZA HURTADO, RAMON	1:50.574	4.296	8	Mc. Monegros	MX-PRO
9	11	HERRERO HERRANZ, DAVID	1:50.758	4.480	6	T.S.R.	MX-PRO-J
10	14	BAZAN GODOY, HECTOR GABRIEL	1:51.442	5.164	7	Mc. Cerro Blanco	MX-PRO
11	18	SANZ LOPEZ, RICARDO	1:51.779	5.501	6	Esc. R.T.S.	MX-PRO
12	7	FERNANDEZ GARCIA, CESAR	1:52.188	5.910	4	Sinesponsor Racing	MX-PRO
13	35	PRADO CORRALES, SANTOS	1:52.192	5.914	8	Mc. Cerro Blanco	MX-PRO-J
14	94	UTERGA RODRIGO, JULEN	1:53.083	6.805	6		MX-PRO-J
15	20	CEAMANOS DIAZ, MIGUEL A.	1:54.896	8.618	7	Mc. Zuera	MX-PRO
16	13	GRASA ROYO, CESAR	1:55.751	9.473	4	C. Aragón Racing	MX-PRO-J
17	32	GREGORIO GABARRE, LORENZO	1:56.396	10.118	7	Pm. Oscense	MX-PRO-J
18	57	MUNERA LORIENTE, SERGIO	1:56.431	10.153	9	Pm. Oscense	MX-PRO-J
19	60	URGEL HERNANDO, AARON	1:57.897	11.619	6	Mc. Zuera	MX-PRO-J
20	83	ROYES BARRAFON, MARIANO	2:00.715	14.437	7	Mc. Fraga	MX-PRO
21	27	MONFERRER GOMEZ, TOMAS	2:02.124	15.846	8	T.S.R.	MX-PRO-J
22	24	PUYUELO BESCOS, SERGIO	2:02.841	16.563	9	Pm. Oscense	MX-PRO-J
23	30	TOLON PEREZ, MARCO	2:07.517	21.239	4	Mc. Fuentes	MX-PRO-J
24	25	GUIRAL DE DIOS, HECTOR	2:09.587	23.309	3	Mc. Fraga	MX-PRO

Jefe de cronometraje

Orbits

Provisional

Los Comisarios Deportivos

El Director de Carrera

El Cronametrador

Definitiva

Hora:

Hora:

Hora:





# Ejea, Camp. Aragón MX

MX PRO

Ejea 0,000 km

Entrenos Oficiales

04/03/2012 09:30

Clasificación (20:00 Tiempo) iniciado a 9:25:46

Lap	Lap Tm	Diff	Time of Day
<b>(99) BERNADAUS VILLANUA, ANDRES</b>			
1	2:24.152	+37.874	9:30:57.163
2	2:03.898	+17.620	9:33:01.061
3	1:47.961	+1.683	9:34:49.022
4	2:31.600	+45.322	9:37:20.622
5	2:15.303	+29.025	9:39:35.925
6	2:11.835	+25.557	9:41:47.760
7	1:46.430	+0.152	9:43:34.190
8	1:46.367	+0.089	9:45:20.557
9	<b>1:46.278</b>		9:47:06.835

<b>(31) VILLAVERDE MARIN, ADRIAN</b>			
1	2:14.229	+27.197	9:28:10.787
2	2:00.307	+13.275	9:30:11.094
3	1:59.671	+12.639	9:32:10.765
4	2:12.136	+25.104	9:34:22.901
5	1:49.095	+2.063	9:36:11.996
6	1:48.052	+1.020	9:38:00.048
7	2:17.415	+30.383	9:40:17.463
8	1:57.023	+9.991	9:42:14.486
9	1:49.961	+2.929	9:44:04.447
10	<b>1:47.032</b>		9:45:51.479

<b>(96) SERRANO GOTOR, ALEJANDRO</b>			
1	2:03.973	+16.217	9:31:38.592
2	1:54.924	+7.168	9:33:33.516
3	1:49.058	+1.302	9:35:22.574
4	1:49.013	+1.257	9:37:11.587
5	2:36.859	+49.103	9:39:48.446
6	2:05.592	+17.836	9:41:54.038
7	<b>1:47.756</b>		9:43:41.794
8	2:09.395	+21.639	9:45:51.189

<b>(98) VALERA RODRIGUEZ, SERGIO</b>			
1	2:18.156	+30.378	9:28:18.242
2	2:08.769	+20.991	9:30:27.011
3	1:48.315	+0.537	9:32:15.326
4	2:18.066	+30.288	9:34:33.392
5	1:51.463	+3.685	9:36:24.855
6	1:48.080	+0.302	9:38:12.935
7	2:08.399	+20.621	9:40:21.334
8	<b>1:47.778</b>		9:42:09.112
9	2:05.058	+17.280	9:44:14.170
10	2:01.229	+13.451	9:46:15.399

<b>(80) BELLIDO PARDO, FERNANDO</b>			
1	2:10.986	+22.618	9:30:45.678
2	1:57.939	+9.571	9:32:43.617
3	1:54.102	+5.734	9:34:37.719
4	<b>1:48.368</b>		9:36:26.087
5	1:59.016	+10.648	9:38:25.103
6	2:25.409	+37.041	9:40:50.512
7	2:04.692	+16.324	9:42:55.204
8	1:55.210	+6.842	9:44:50.414
9	2:03.487	+15.119	9:46:53.901

<b>(85) GONZALEZ BAILON, ELIAS</b>			
1	2:03.375	+13.933	9:27:53.442
2	2:05.410	+15.968	9:29:58.852
3	2:08.636	+19.194	9:32:07.488
4	1:53.260	+3.818	9:34:00.748
5	4:08.972	+2:19.530	9:38:09.720
6	1:51.346	+1.904	9:40:01.066
7	1:53.942	+4.500	9:41:55.008
8	<b>1:49.442</b>		9:43:44.450

9	1:51.009	+1.567	9:45:35.459
10	2:54.469	+1:05.027	9:48:29.928

<b>(66) ALFARO ZORZANO, JAVIER</b>			
1	2:18.904	+28.774	9:29:56.544
2	1:58.661	+8.531	9:31:55.205
3	1:54.319	+4.189	9:33:49.524
4	2:03.964	+13.834	9:35:53.488
5	1:51.746	+1.616	9:37:45.234
6	1:52.954	+2.824	9:39:38.188
7	1:57.210	+7.080	9:41:35.398
8	<b>1:50.130</b>		9:43:25.528
9	2:09.968	+19.838	9:45:35.496
10	2:23.379	+33.249	9:47:58.875

<b>(26) MAZA HURTADO, RAMON</b>			
1	2:11.597	+21.023	9:28:12.632
2	2:30.145	+39.571	9:30:42.777
3	1:57.939	+7.365	9:32:40.716
4	1:53.569	+2.995	9:34:34.285
5	2:01.431	+10.857	9:36:35.716
6	1:51.974	+1.400	9:38:27.690
7	4:20.754	+2:30.180	9:42:48.444
8	<b>1:50.574</b>		9:44:39.018
9	1:59.233	+8.659	9:46:38.251

<b>(11) HERRERO HERRANZ, DAVID</b>			
1	2:11.832	+21.074	9:28:14.420
2	2:13.001	+22.243	9:30:27.421
3	1:53.858	+3.100	9:32:21.279
4	2:27.141	+36.383	9:34:48.420
5	1:54.123	+3.365	9:36:42.543
6	<b>1:50.758</b>		9:38:33.301
7	3:19.680	+1:28.922	9:41:52.981
8	2:06.885	+16.127	9:43:59.866
9	2:09.743	+18.985	9:46:09.609

<b>(14) BAZAN GODOY, HECTOR GABRIEL</b>			
1	2:02.679	+11.237	9:31:48.723
2	1:52.966	+1.524	9:33:41.689
3	1:51.687	+0.245	9:35:33.376
4	1:52.425	+0.983	9:37:25.801
5	1:51.982	+0.540	9:39:17.783
6	1:52.812	+1.370	9:41:10.595
7	<b>1:51.442</b>		9:43:02.037
8	2:12.125	+20.683	9:45:14.162
9	2:03.745	+12.303	9:47:17.907

<b>(18) SANZ LOPEZ, RICARDO</b>			
1	1:59.882	+8.103	9:32:48.663
2	1:55.884	+4.105	9:34:44.547
3	1:54.090	+2.311	9:36:38.637
4	2:05.222	+13.443	9:38:43.859
5	1:59.897	+8.118	9:40:43.756
6	<b>1:51.779</b>		9:42:35.535
7	2:12.051	+20.272	9:44:47.586
8	2:00.272	+8.493	9:46:47.858

<b>(7) FERNANDEZ GARCIA, CESAR</b>			
1	2:13.394	+21.206	9:35:00.144
2	2:00.727	+8.539	9:37:00.871
3	1:53.723	+1.535	9:38:54.594
4	<b>1:52.188</b>		9:40:46.782
5	1:53.994	+1.806	9:42:40.776
6	1:53.162	+0.974	9:44:33.938
7	1:59.872	+7.684	9:46:33.810

<b>(35) PRADO CORRALES, SANTOS</b>			
1	2:08.761	+16.569	9:29:30.754
2	1:56.750	+4.558	9:31:27.504
3	1:55.475	+3.283	9:33:22.979
4	1:54.937	+2.745	9:35:17.916
5	1:57.174	+4.982	9:37:15.090
6	1:56.087	+3.895	9:39:11.177
7	2:19.459	+27.267	9:41:30.636
8	<b>1:52.192</b>		9:43:22.828
9	1:59.897	+7.705	9:45:22.725
10	1:52.328	+0.136	9:47:15.053

<b>(94) UTERGA RODRIGO, JULEN</b>			
1	2:03.745	+10.662	9:33:13.439
2	1:57.826	+4.743	9:35:11.265
3	1:57.139	+4.056	9:37:08.404
4	1:54.500	+1.417	9:39:02.904
5	1:53.476	+0.393	9:40:56.380
6	<b>1:53.083</b>		9:42:49.463
7	2:14.741	+21.658	9:45:04.204
8	1:54.082	+0.999	9:46:58.286

<b>(20) CEAMANOS DIAZ, MIGUEL A.</b>			
1	2:24.137	+29.241	9:28:32.757
2	2:01.256	+6.360	9:30:34.013
3	2:10.158	+15.262	9:32:44.171
4	2:12.341	+17.445	9:34:56.512
5	1:59.469	+4.573	9:36:55.981
6	2:03.193	+8.297	9:38:59.174
7	<b>1:54.896</b>		9:40:54.070
8	2:04.460	+9.564	9:42:58.530
9	1:55.885	+0.989	9:44:54.415
10	2:09.719	+14.823	9:47:04.134

<b>(13) GRASA ROYO, CESAR</b>			
1	2:23.741	+27.990	9:30:59.261
2	2:06.623	+10.872	9:33:05.884
3	2:11.615	+15.864	9:35:17.499
4	<b>1:55.751</b>		9:37:13.250
5	2:43.418	+47.667	9:39:56.668
6	2:21.290	+25.539	9:42:17.958
7	1:58.318	+2.567	9:44:16.276
8	2:01.190	+5.439	9:46:17.466

<b>(32) GREGORIO GABARRE, LORENZO</b>			
1	2:10.645	+14.249	9:31:54.758
2	2:03.893	+7.497	9:33:58.651
3	2:03.216	+6.820	9:36:01.867
4	1:56.855	+0.459	9:37:58.722
5	2:01.375	+4.979	9:40:00.097
6	2:03.552	+7.156	9:42:03.649
7	<b>1:56.396</b>		9:44:00.045
8	2:03.451	+7.055	9:46:03.496

<b>(57) MUNERA LORIENTE, SERGIO</b>			
1	2:08.187	+11.756	9:28:45.347
2	2:09.272	+12.841	9:30:54.619
3	1:58.701	+2.270	9:32:53.320
4	2:11.166	+14.735	9:35:04.486
5	2:07.010	+10.579	9:37:11.496
6	1:59.063	+2.632	9:39:10.559
7	1:57.166	+0.735	9:41:07.725
8	2:12.377	+15.946	9:43:20.102
9	<b>1:56.431</b>		9:45:16.533
10	2:00.336	+3.905	9:47:16.869

Jefe de cronometraje Orbits

Provisional  
 Definitiva

Los Comisarios Deportivos  
Hora:

El Director de Carrera  
Hora:

El Cronametrador  
Hora:



Ejea, Camp. Aragón MX

MX PRO

Ejea 0,000 km

Entrenos Oficiales

04/03/2012 09:30

Clasificación (20:00 Tiempo) iniciado a 9:25:46

Lap	Lap Tm	Diff	Time of Day
<b>(60) URGEL HERNANDO, AARON</b>			
1	2:13.892	+15.995	9:31:37.962
2	2:03.485	+5.588	9:33:41.447
3	2:49.097	+51.200	9:36:30.544
4	2:00.147	+2.250	9:38:30.691
5	1:58.893	+0.996	9:40:29.584
6	<b>1:57.897</b>		9:42:27.481
7	2:04.353	+6.456	9:44:31.834
8	2:01.414	+3.517	9:46:33.248

Lap	Lap Tm	Diff	Time of Day
<b>(83) ROYES BARRAFON, MARIANO</b>			
1	2:17.668	+16.953	9:28:09.793
2	2:08.362	+7.647	9:30:18.155
3	2:13.958	+13.243	9:32:32.113
4	2:11.579	+10.864	9:34:43.692
5	2:17.252	+16.537	9:37:00.944
6	2:01.361	+0.646	9:39:02.305
7	<b>2:00.715</b>		9:41:03.020
8	2:33.187	+32.472	9:43:36.207
9	2:11.780	+11.065	9:45:47.987

Lap	Lap Tm	Diff	Time of Day
<b>(27) MONFERRER GOMEZ, TOMAS</b>			
1	2:27.764	+25.640	9:28:32.563
2	2:35.873	+33.749	9:31:08.436
3	2:10.172	+8.048	9:33:18.608
4	2:09.747	+7.623	9:35:28.355
5	2:07.111	+4.987	9:37:35.466
6	2:08.918	+6.794	9:39:44.384
7	2:11.490	+9.366	9:41:55.874
8	<b>2:02.124</b>		9:43:57.998
9	2:04.210	+2.086	9:46:02.208

Lap	Lap Tm	Diff	Time of Day
<b>(24) PUYUELO BESCOS, SERGIO</b>			
1	2:23.968	+21.127	9:29:37.287
2	2:11.130	+8.289	9:31:48.417
3	2:09.166	+6.325	9:33:57.583
4	2:09.112	+6.271	9:36:06.695
5	2:06.189	+3.348	9:38:12.884
6	2:09.627	+6.786	9:40:22.511
7	2:04.120	+1.279	9:42:26.631
8	2:03.286	+0.445	9:44:29.917
9	<b>2:02.841</b>		9:46:32.758

Lap	Lap Tm	Diff	Time of Day
<b>(30) TOLON PEREZ, MARCO</b>			
1	2:24.436	+16.919	9:31:00.452
2	2:09.363	+1.846	9:33:09.815
3	2:09.702	+2.185	9:35:19.517
4	<b>2:07.517</b>		9:37:27.034
5	2:12.306	+4.789	9:39:39.340
6	2:32.014	+24.497	9:42:11.354
7	2:21.834	+14.317	9:44:33.188
8	2:07.566	+0.049	9:46:40.754

Lap	Lap Tm	Diff	Time of Day
<b>(25) GUIRAL DE DIOS, HECTOR</b>			
1	2:24.174	+14.587	9:28:18.660
2	2:14.903	+5.316	9:30:33.563
3	<b>2:09.587</b>		9:32:43.150
4	2:10.842	+1.255	9:34:53.992
5	2:13.650	+4.063	9:37:07.642
6	2:15.763	+6.176	9:39:23.405
7	2:23.485	+13.898	9:41:46.890
8	2:10.226	+0.639	9:43:57.116
9	2:23.611	+14.024	9:46:20.727

Jefe de cronometraje

Orbits

Provisional

Los Comisarios Deportivos

El Director de Carrera

El Cronametrador

Definitiva

Hora:

Hora:

Hora:





Ejea, Camp. Aragón MX

**Clasificado por vueltas**

MX PRO

Ejea 0,000 km

Primera Manga

04/03/2012 10:40

Carrera (25:00 y 2 Vueltas) iniciado a 10:33:59

Pos.	N°	Nombre	Vlts	Total T°	Dif. 1°	Mejor Tm Club	Marca
1	99	BERNADAUS VILLANUA, ANDRES	16	29:52.551		1:48.297	C.M. Epila
2	96	SERRANO GOTOR, ALEJANDRO	16	30:03.832	11.281	1:48.718	
3	31	VILLAVERDE MARIN, ADRIAN	16	30:34.159	41.608	1:50.531	Mc. Zuera
4	98	VALERA RODRIGUEZ, SERGIO	16	30:47.292	54.741	1:52.051	Mc. Villa de Utrillas
5	80	BELLIDO PARDO, FERNANDO	16	31:05.562	1:13.011	1:53.957	Tauste Mc.
6	66	ALFARO ZORZANO, JAVIER	16	31:07.632	1:15.081	1:51.842	Esc. R.T.S.
7	26	MAZA HURTADO, RAMON	16	31:14.539	1:21.988	1:54.736	Mc. Monegros
8	18	SANZ LOPEZ, RICARDO	16	31:34.486	1:41.935	1:54.266	Esc. R.T.S.
9	85	GONZALEZ BAILON, ELIAS	16	32:26.514	2:33.963	1:52.693	Mc. Calatayud
10	94	UTERGA RODRIGO, JULEN	15	30:08.403	1 Vuelta	1:55.899	
11	57	MUNERA LORIENTE, SERGIO	15	30:19.425	1 Vuelta	1:57.233	Pm. Oscense
12	35	PRADO CORRALES, SANTOS	15	30:19.540	1 Vuelta	1:57.022	Mc. Cerro Blanco
13	113	GRASA ROYO, CESAR	15	30:20.772	1 Vuelta	1:58.109	C. Aragón Racing
14	14	BAZAN GODOY, HECTOR GABRIEL	15	30:21.502	1 Vuelta	1:53.430	Mc. Cerro Blanco
15	7	FERNANDEZ GARCIA, CESAR	15	30:23.875	1 Vuelta	1:54.660	Sinesponsor Racing
16	11	HERRERO HERRANZ, DAVID	15	30:57.746	1 Vuelta	1:53.237	T.S.R.
17	20	CEAMANOS DIAZ, MIGUEL A.	15	31:23.840	1 Vuelta	1:54.307	Mc. Zuera
18	83	ROYES BARRAFON, MARIANO	15	31:41.812	1 Vuelta	2:00.042	Mc. Fraga
19	60	URGEL HERNANDO, AARON	14	30:53.916	2 Vueltas	2:02.308	Mc. Zuera
20	27	MONFERRER GOMEZ, TOMAS	14	31:43.754	2 Vueltas	2:05.057	T.S.R.
21	30	TOLON PEREZ, MARCO	14	31:46.358	2 Vueltas	2:04.780	Mc. Fuentes
22	25	GUIRAL DE DIOS, HECTOR	14	31:59.716	2 Vueltas	2:12.094	Mc. Fraga

No clasificado (75% = 12 Vueltas)

NT	24	PUYUELO BESCOS, SERGIO	4	10:12.587	NT	2:05.826	Pm. Oscense
NT	32	GREGORIO GABARRE, LORENZO	3	6:22.940	NT	2:01.903	Pm. Oscense

Margin of Victory	Avg. Speed	Best Lap Tm	Best Spd	Best Lap by
11.281	-	1:48.297	-	99 - BERNADAUS VILLANUA, AN

Jefe de cronometraje

Orbits

Provisional

Los Comisarios Deportivos

El Director de Carrera

El Cronametrador

Definitiva

Hora:

Hora:

Hora:





Ejea, Camp. Aragón MX

MX PRO

Primera Manga

Ejea 0,000 km

04/03/2012 10:40

Carrera (25:00 y 2 Vueltas) iniciado a 10:33:59

Table with columns: Lap, Lap Tm, Diff, Time of Day. Header row: (99) BERNADAUS VILLANUA, ANDRES. Data rows 1-16.

Table with columns: Lap, Lap Tm, Diff, Time of Day. Header row: (96) SERRANO GOTOR, ALEJANDRO. Data rows 1-16.

Table with columns: Lap, Lap Tm, Diff, Time of Day. Header row: (31) VILLAVERDE MARIN, ADRIAN. Data rows 1-16.

Table with columns: Lap, Lap Tm, Diff, Time of Day. Header row: (98) VALERA RODRIGUEZ, SERGIO. Data rows 1-10.

Table with columns: Lap, Lap Tm, Diff, Time of Day. Header row: (80) BELLIDO PARDO, FERNANDO. Data rows 11-16.

Table with columns: Lap, Lap Tm, Diff, Time of Day. Header row: (80) BELLIDO PARDO, FERNANDO. Data rows 1-16.

Table with columns: Lap, Lap Tm, Diff, Time of Day. Header row: (66) ALFARO ZORZANO, JAVIER. Data rows 1-16.

Table with columns: Lap, Lap Tm, Diff, Time of Day. Header row: (26) MAZA HURTADO, RAMON. Data rows 1-16.

Table with columns: Lap, Lap Tm, Diff, Time of Day. Header row: (18) SANZ LOPEZ, RICARDO. Data rows 1-4.

Table with columns: Lap, Lap Tm, Diff, Time of Day. Header row: (85) GONZALEZ BAILON, ELIAS. Data rows 5-16.

Table with columns: Lap, Lap Tm, Diff, Time of Day. Header row: (85) GONZALEZ BAILON, ELIAS. Data rows 1-16.

Table with columns: Lap, Lap Tm, Diff, Time of Day. Header row: (94) UTERGA RODRIGO, JULEN. Data rows 1-15.

Table with columns: Lap, Lap Tm, Diff, Time of Day. Header row: (57) MUNERA LORIENTE, SERGIO. Data rows 1-15.

Table with columns: Lap, Lap Tm, Diff, Time of Day. Header row: (35) PRADO CORRALES, SANTOS. Data rows 1-15.

Jefe de cronometraje

Provisional

Los Comisarios Deportivos

Definitiva

Hora:

El Director de Carrera

Hora:

El Cronametrador

Hora:





Ejea, Camp. Aragón MX

Ejea 0,000 km

MX PRO

Primera Manga

04/03/2012 10:40

Carrera (25:00 y 2 Vueltas) iniciado a 10:33:59

Lap	Lap Tm	Diff	Time of Day
1	2:12.473	+15.451	10:36:18.215
2	2:01.849	+4.827	10:38:20.064
3	2:02.930	+5.908	10:40:22.994
4	2:01.446	+4.424	10:42:24.440
5	2:05.559	+8.537	10:44:29.999
6	<b>1:57.022</b>		10:46:27.021
7	1:57.600	+0.578	10:48:24.621
8	1:58.140	+1.118	10:50:22.761
9	1:59.542	+2.520	10:52:22.303
10	2:02.457	+5.435	10:54:24.760
11	2:00.162	+3.140	10:56:24.922
12	1:59.181	+2.159	10:58:24.103
13	1:58.128	+1.106	11:00:22.231
14	1:58.525	+1.503	11:02:20.756
15	1:58.489	+1.467	11:04:19.245

(113) GRASA ROYO, CESAR

1	1:58.615	+0.506	10:36:03.500
2	2:00.955	+2.846	10:38:04.455
3	1:59.672	+1.563	10:40:04.127
4	1:58.291	+0.182	10:42:02.418
5	2:00.686	+2.577	10:44:03.104
6	2:01.533	+3.424	10:46:04.637
7	1:59.735	+1.626	10:48:04.372
8	1:59.297	+1.188	10:50:03.669
9	2:01.606	+3.497	10:52:05.275
10	2:15.206	+17.097	10:54:20.481
11	2:02.848	+4.739	10:56:23.329
12	2:00.059	+1.950	10:58:23.388
13	<b>1:58.109</b>		11:00:21.497
14	1:58.561	+0.452	11:02:20.058
15	2:00.419	+2.310	11:04:20.477

(14) BAZAN GODOY, HECTOR GABRIEL

1	1:59.445	+6.015	10:36:04.600
2	2:00.444	+7.014	10:38:05.044
3	1:56.544	+3.114	10:40:01.588
4	<b>1:53.430</b>		10:41:55.018
5	1:54.904	+1.474	10:43:49.922
6	1:53.697	+0.267	10:45:43.619
7	1:54.699	+1.269	10:47:38.318
8	1:56.540	+3.110	10:49:34.858
9	1:56.565	+3.135	10:51:31.423
10	1:57.306	+3.876	10:53:28.729
11	1:56.342	+2.912	10:55:25.071
12	1:57.169	+3.739	10:57:22.240
13	3:01.578	+1:08.148	11:00:23.818
14	1:59.426	+5.996	11:02:23.244
15	1:57.963	+4.533	11:04:21.207

(7) FERNANDEZ GARCIA, CESAR

1	2:02.760	+8.100	10:36:07.414
2	2:02.342	+7.682	10:38:09.756
3	1:59.459	+4.799	10:40:09.215
4	1:56.404	+1.744	10:42:05.619
5	1:58.054	+3.394	10:44:03.673
6	1:58.074	+3.414	10:46:01.747
7	<b>1:54.660</b>		10:47:56.407
8	1:56.132	+1.472	10:49:52.539
9	2:27.898	+33.238	10:52:20.437
10	1:58.195	+3.535	10:54:18.632
11	2:01.268	+6.608	10:56:19.900
12	2:00.340	+5.680	10:58:20.240
13	1:59.460	+4.800	11:00:19.700
14	1:59.006	+4.346	11:02:18.706
15	2:04.874	+10.214	11:04:23.580

Lap	Lap Tm	Diff	Time of Day
(11) HERRERO HERRANZ, DAVID			
1	1:55.072	+1.835	10:36:59.523
2	1:54.854	+1.617	10:38:54.377
3	1:56.170	+2.933	10:40:50.547
4	1:53.704	+0.467	10:42:44.251
5	2:08.875	+15.638	10:44:53.126
6	<b>1:53.237</b>		10:46:46.363
7	1:53.391	+0.154	10:48:39.754
8	1:58.565	+5.328	10:50:38.319
9	1:57.489	+4.252	10:52:35.808
10	1:57.966	+4.729	10:54:33.774
11	1:55.961	+2.724	10:56:29.735
12	2:27.645	+34.408	10:58:57.380
13	1:56.429	+3.192	11:00:53.809
14	2:05.065	+11.828	11:02:58.874
15	1:58.577	+5.340	11:04:57.451

(20) CEAMANOS DIAZ, MIGUELA

1	1:54.553	+0.246	10:35:59.035
2	1:55.402	+1.095	10:37:54.437
3	<b>1:54.307</b>		10:39:48.744
4	2:01.333	+7.026	10:41:50.077
5	2:07.547	+13.240	10:43:57.624
6	1:59.703	+5.396	10:45:57.327
7	1:58.299	+3.992	10:47:55.626
8	2:04.464	+10.157	10:50:00.090
9	2:21.894	+27.587	10:52:21.984
10	2:22.378	+28.071	10:54:44.362
11	2:07.385	+13.078	10:56:51.747
12	2:05.137	+10.830	10:58:56.884
13	2:11.667	+17.360	11:01:08.551
14	2:08.601	+14.294	11:03:17.152
15	2:06.393	+12.086	11:05:23.545

(83) ROYES BARRAFON, MARIANO

1	2:32.806	+32.764	10:36:38.422
2	2:02.848	+2.806	10:38:41.270
3	<b>2:00.042</b>		10:40:41.312
4	2:02.069	+2.027	10:42:43.381
5	2:01.416	+1.374	10:44:44.797
6	2:07.950	+7.908	10:46:52.747
7	2:10.121	+10.079	10:49:02.868
8	2:09.197	+9.155	10:51:12.065
9	2:07.197	+7.155	10:53:19.262
10	2:04.653	+4.611	10:55:23.915
11	2:06.350	+6.308	10:57:30.265
12	2:03.193	+3.151	10:59:33.458
13	2:03.602	+3.560	11:01:37.060
14	2:03.122	+3.080	11:03:40.182
15	2:01.335	+1.293	11:05:41.517

(60) URGEL HERNANDO, AARON

1	2:06.777	+4.469	10:36:55.136
2	2:03.477	+1.169	10:38:58.613
3	<b>2:02.308</b>		10:41:00.921
4	2:05.721	+3.413	10:43:06.642
5	2:03.816	+1.508	10:45:10.458
6	2:03.503	+1.195	10:47:13.961
7	2:08.716	+6.408	10:49:22.677
8	2:39.035	+36.727	10:52:01.712
9	2:05.659	+3.351	10:54:07.371
10	2:09.182	+6.874	10:56:16.553
11	2:11.988	+9.680	10:58:28.541
12	2:07.632	+5.324	11:00:36.173
13	2:09.616	+7.308	11:02:45.789

Lap	Lap Tm	Diff	Time of Day
14	2:07.832	+5.524	11:04:53.621
(27) MONFERRER GOMEZ, TOMAS			
1	2:08.836	+3.779	10:36:24.197
2	2:08.796	+3.739	10:38:32.993
3	<b>2:05.057</b>		10:40:38.050
4	2:05.369	+0.312	10:42:43.419
5	2:20.841	+15.784	10:45:04.260
6	2:07.663	+2.606	10:47:11.923
7	2:10.306	+5.249	10:49:22.229
8	2:25.895	+20.838	10:51:48.124
9	2:17.170	+12.113	10:54:05.294
10	2:32.205	+27.148	10:56:37.499
11	2:18.579	+13.522	10:58:56.078
12	2:26.371	+21.314	11:01:22.449
13	2:10.947	+5.890	11:03:33.396
14	2:10.063	+5.006	11:05:43.459

(30) TOLON PEREZ, MARCO

1	2:17.260	+12.480	10:36:22.873
2	2:07.249	+2.469	10:38:30.122
3	<b>2:04.780</b>		10:40:34.902
4	2:07.817	+3.037	10:42:42.719
5	2:13.258	+8.478	10:44:55.977
6	2:15.361	+10.581	10:47:11.338
7	2:16.261	+11.481	10:49:27.599
8	2:16.715	+11.935	10:51:44.314
9	2:16.992	+12.212	10:54:01.306
10	2:18.297	+13.517	10:56:19.603
11	2:24.024	+19.244	10:58:43.627
12	2:19.080	+14.300	11:01:02.707
13	2:23.714	+18.934	11:03:26.421
14	2:19.642	+14.862	11:05:46.063

(25) GUIRAL DE DIOS, HECTOR

1	2:15.126	+3.032	10:36:20.322
2	<b>2:12.094</b>		10:38:32.416
3	2:19.006	+6.912	10:40:51.422
4	2:14.315	+2.221	10:43:05.737
5	2:15.215	+3.121	10:45:20.952
6	2:19.451	+7.357	10:47:40.403
7	2:18.072	+5.978	10:49:58.475
8	2:18.414	+6.320	10:52:16.889
9	2:19.475	+7.381	10:54:36.364
10	2:13.915	+1.821	10:56:50.279
11	2:15.290	+3.196	10:59:05.569
12	2:17.562	+5.468	11:01:23.131
13	2:18.020	+5.926	11:03:41.151
14	2:18.270	+6.176	11:05:59.421

(24) PUYUELO BESCOS, SERGIO

1	2:11.466	+5.640	10:36:17.699
2	<b>2:05.826</b>		10:38:23.525
3	2:06.197	+0.371	10:40:29.722
4	3:42.570	+1:36.744	10:44:12.292

(32) GREGORIO GABARRE, LORENZO

1	2:08.034	+6.131	10:36:13.184
2	<b>2:01.903</b>		10:38:15.087
3	2:07.558	+5.655	10:40:22.645

Jefe de cronometraje

Orbits

Provisional

Los Comisarios Deportivos

El Director de Carrera

El Cronametrador

Definitiva

Hora:

Hora:

Hora:





Ejea, Camp. Aragón MX

Clasificado por vueltas

MX PRO

Ejea 0,000 km

Segunda Manga

04/03/2012 12:05

Carrera (25:00 y 2 Vueltas) iniciado a 12:04:29

Pos.	N°	Nombre	Vlts	Total T°	Dif. 1°	Mejor Tm	Club	Marca
1	99	BERNADAUS VILLANUA, ANDRES	16	30:15.953		1:51.320	C.M. Epila	
2	98	VALERA RODRIGUEZ, SERGIO	16	30:58.241	42.288	1:53.130	Mc. Villa de Utrillas	
3	96	SERRANO GOTOR, ALEJANDRO	16	31:10.792	54.839	1:53.094		
4	85	GONZALEZ BAILON, ELIAS	15	30:18.610	1 Vuelta	1:58.477	Mc. Calatayud	
5	11	HERRERO HERRANZ, DAVID	15	30:21.489	1 Vuelta	1:57.911	T.S.R.	
6	14	BAZAN GODOY, HECTOR GABRIEL	15	30:25.923	1 Vuelta	1:57.862	Mc. Cerro Blanco	
7	26	MAZA HURTADO, RAMON	15	30:30.191	1 Vuelta	1:59.834	Mc. Monegros	
8	80	BELLIDO PARDO, FERNANDO	15	30:31.533	1 Vuelta	1:59.292	Tauste Mc.	
9	66	ALFARO ZORZANO, JAVIER	15	30:31.665	1 Vuelta	1:53.885	Esc. R.T.S.	
10	31	VILLAVERDE MARIN, ADRIAN	15	30:52.642	1 Vuelta	1:54.504	Mc. Zuera	
11	7	FERNANDEZ GARCIA, CESAR	15	31:25.313	1 Vuelta	1:57.234	Sinesponsor Racing	
12	20	CEAMANOS DIAZ, MIGUEL A.	15	31:30.720	1 Vuelta	2:00.850	Mc. Zuera	
13	94	UTERGA RODRIGO, JULEN	15	31:59.265	1 Vuelta	2:02.807		
14	83	ROYES BARRAFON, MARIANO	14	30:24.763	2 Vueltas	2:04.808	Mc. Fraga	
15	113	GRASA ROYO, CESAR	14	30:28.044	2 Vueltas	2:05.558	C. Aragón Racing	
16	32	GREGORIO GABARRE, LORENZO	14	30:45.979	2 Vueltas	2:03.657	Pm. Oscense	
17	57	MUNERA LORIENTE, SERGIO	14	30:46.631	2 Vueltas	2:02.942	Pm. Oscense	
18	60	URGEL HERNANDO, AARON	14	31:33.498	2 Vueltas	2:08.126	Mc. Zuera	
19	25	GUIRAL DE DIOS, HECTOR	14	32:12.091	2 Vueltas	2:12.148	Mc. Fraga	
20	27	MONFERRER GOMEZ, TOMAS	14	32:20.231	2 Vueltas	2:13.156	T.S.R.	
21	30	TOLON PEREZ, MARCO	13	31:01.919	3 Vueltas	2:16.477	Mc. Fuentes	
22	24	PUYUELO BESCOS, SERGIO	13	31:29.414	3 Vueltas	2:13.162	Pm. Oscense	

No clasificado (75% = 12 Vueltas)

	35	PRADO CORRALES, SANTOS	5	31:46.553	11 Vueltas	2:08.565	Mc. Cerro Blanco	
NT	18	SANZ LOPEZ, RICARDO	13	26:48.374	NT	1:59.177	Esc. R.T.S.	

Margin of Victory	Avg. Speed	Best Lap Tm	Best Spd	Best Lap by
42.288	-	1:51.320	-	99 - BERNADAUS VILLANUA, AN

Jefe de cronometraje

Orbits

Provisional

Los Comisarios Deportivos

El Director de Carrera

El Cronametrador

Definitiva

Hora:

Hora:

Hora:





Ejea, Camp. Aragón MX

Ejea 0,000 km

04/03/2012 12:05

MX PRO

Segunda Manga

Carrera (25:00 y 2 Vueltas) iniciado a 12:04:29

Table with columns: Lap, Lap Tm, Diff, Time of Day. Header: (99) BERNADAUS VILLANUA, ANDRES. Rows 1-16.

Table with columns: Lap, Lap Tm, Diff, Time of Day. Header: (98) VALERA RODRIGUEZ, SERGIO. Rows 1-16.

Table with columns: Lap, Lap Tm, Diff, Time of Day. Header: (96) SERRANO GOTOR, ALEJANDRO. Rows 1-16.

Table with columns: Lap, Lap Tm, Diff, Time of Day. Header: (85) GONZALEZ BAILON, ELIAS. Rows 1-10.

Table with columns: Lap, Lap Tm, Diff, Time of Day. Header: (11) HERRERO HERRANZ, DAVID. Rows 11-15.

Table with columns: Lap, Lap Tm, Diff, Time of Day. Header: (14) BAZAN GODOY, HECTOR GABRIEL. Rows 1-15.

Table with columns: Lap, Lap Tm, Diff, Time of Day. Header: (26) MAZA HURTADO, RAMON. Rows 1-15.

Table with columns: Lap, Lap Tm, Diff, Time of Day. Header: (80) BELLIDO PARDO, FERNANDO. Rows 1-8.

Table with columns: Lap, Lap Tm, Diff, Time of Day. Header: (66) ALFARO ZORZANO, JAVIER. Rows 1-15.

Table with columns: Lap, Lap Tm, Diff, Time of Day. Header: (31) VILLAVERDE MARIN, ADRIAN. Rows 1-15.

Table with columns: Lap, Lap Tm, Diff, Time of Day. Header: (7) FERNANDEZ GARCIA, CESAR. Rows 1-15.

Table with columns: Lap, Lap Tm, Diff, Time of Day. Header: (20) CEAMANOS DIAZ, MIGUELA. Rows 1-6.

Jefe de cronometraje

Orbits

Provisional

Los Comisarios Deportivos

El Director de Carrera

El Cronametrador

Definitiva

Hora:

Hora:

Hora:







Ejea, Camp. Aragón MX

MX PRO

Ejea 0,000 km

Segunda Manga

04/03/2012 12:05

Carrera (25:00 y 2 Vueltas) iniciado a 12:04:29

Table with 4 columns: Lap, Lap Tm, Diff, Time of Day. Rows 7-15.

(94) UTERGA RODRIGO, JULEN

Table with 4 columns: Lap, Lap Tm, Diff, Time of Day. Rows 1-15.

(83) ROYES BARRAFON, MARIANO

Table with 4 columns: Lap, Lap Tm, Diff, Time of Day. Rows 1-14.

(113) GRASA ROYO, CESAR

Table with 4 columns: Lap, Lap Tm, Diff, Time of Day. Rows 1-14.

(32) GREGORIO GABARRE, LORENZO

Table with 4 columns: Lap, Lap Tm, Diff, Time of Day. Rows 1-6.

Table with 4 columns: Lap, Lap Tm, Diff, Time of Day. Rows 7-14.

(57) MUNERA LORIENTE, SERGIO

Table with 4 columns: Lap, Lap Tm, Diff, Time of Day. Rows 1-14.

(60) URGEL HERNANDO, AARON

Table with 4 columns: Lap, Lap Tm, Diff, Time of Day. Rows 1-14.

(25) GUIRAL DE DIOS, HECTOR

Table with 4 columns: Lap, Lap Tm, Diff, Time of Day. Rows 1-14.

(27) MONFERRER GOMEZ, TOMAS

Table with 4 columns: Lap, Lap Tm, Diff, Time of Day. Rows 1-8.

Table with 4 columns: Lap, Lap Tm, Diff, Time of Day. Rows 9-14.

(30) TOLON PEREZ, MARCO

Table with 4 columns: Lap, Lap Tm, Diff, Time of Day. Rows 1-13.

(24) PUYUELO BESCOS, SERGIO

Table with 4 columns: Lap, Lap Tm, Diff, Time of Day. Rows 1-13.

(35) PRADO CORRALES, SANTOS

Table with 4 columns: Lap, Lap Tm, Diff, Time of Day. Rows 1-5.

(18) SANZ LOPEZ, RICARDO

Table with 4 columns: Lap, Lap Tm, Diff, Time of Day. Rows 1-13.

Jefe de cronometraje

Orbits

Provisional

Los Comisarios Deportivos

El Director de Carrera

El Cronametrador

Definitiva

Hora:

Hora:

Hora:



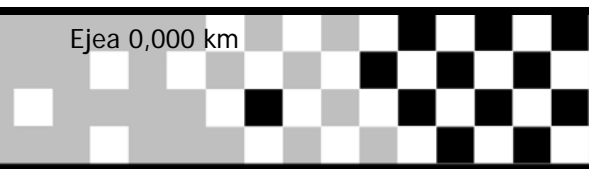


Ejea, Camp. Aragón MX

MX PRO

Ejea 0,000 km

Final MX-PRO



Pos.	Nº	Nombre	T. puntos	1ª C	2ª C	Club	Marca
<b>MX-PRO</b>							
1	99	BERNADAUS VILLANUA, ANDRES	50	25	25	C.M. Epila	
2	85	GONZALEZ BAILON, ELIAS	36	14	22	Mc. Calatayud	
3	80	BELLIDO PARDO, FERNANDO	36	20	16	Tauste Mc.	
4	31	VILLAVERDE MARIN, ADRIAN	36	22	14	Mc. Zuera	
5	26	MAZA HURTADO, RAMON	34	16	18	Mc. Monegros	
6	14	BAZAN GODOY, HECTOR GABRIEL	33	13	20	Mc. Cerro Blanco	
7	66	ALFARO ZORZANO, JAVIER	33	18	15	Esc. R.T.S.	
8	7	FERNANDEZ GARCIA, CESAR	25	12	13	Sinesponsor Racing	
9	20	CEAMANOS DIAZ, MIGUEL A.	23	11	12	Mc. Zuera	
10	83	ROYES BARRAFON, MARIANO	21	10	11	Mc. Fraga	
11	25	GUIRAL DE DIOS, HECTOR	19	9	10	Mc. Fraga	
12	18	SANZ LOPEZ, RICARDO	15	15	0	Esc. R.T.S.	

<b>MX-PRO-J</b>							
1	98	VALERA RODRIGUEZ, SERGIO	47	22	25	Mc. Villa de Utrillas	
2	96	SERRANO GOTOR, ALEJANDRO	47	25	22		
3	94	UTERGA RODRIGO, JULEN	38	20	18		
4	11	HERRERO HERRANZ, DAVID	34	14	20	T.S.R.	
5	57	MUNERA LORIENTE, SERGIO	32	18	14	Pm. Oscense	
6	113	GRASA ROYO, CESAR	31	15	16	C. Aragón Racing	
7	60	URGEL HERNANDO, AARON	26	13	13	Mc. Zuera	
8	27	MONFERRER GOMEZ, TOMAS	24	12	12	T.S.R.	
9	30	TOLON PEREZ, MARCO	22	11	11	Mc. Fuentes	
10	35	PRADO CORRALES, SANTOS	16	16	0	Mc. Cerro Blanco	
11	32	GREGORIO GABARRE, LORENZO	15	0	15	Pm. Oscense	
12	24	PUYUELO BESCOS, SERGIO	10	0	10	Pm. Oscense	

Jefe de cronometraje

Orbits

Provisional

Los Comisarios Deportivos

El Director de Carrera

El Cronametrador

Definitiva

Hora:

Hora:

Hora:





Ejea, Camp. Aragón MX

**Clasificado por mejor tiempo de vuelta**

MX 3 / Veterano

Ejea 0,000 km

Entrenos Oficiales

04/03/2012 10:10

Clasificación (15:00 Tiempo) iniciado a 10:09:50

Pos.	Nº	Name	Mejor Tm	Dif. 1º	En Vlt.	Club	Clase
1	22	FERRER COLOMINA, MANUEL	1:57.799		5	Sinesponsor Racing	MX-3
2	4	PEREZ CUEN, ANTONIO	1:58.008	0.209	2	Esc. R.T.S.	MX-3
3	66	ROYO MILAGRO, FRANCISCO	1:58.480	0.681	4		MX-3
4	144	CUARTERO SANCHO, JOSE LUIS	1:59.204	1.405	5	C.M. Epila	MX-3
5	86	VALERA NAVARRO, JAVIER	1:59.682	1.883	6		MX-3
6	88	ROYO MILAGRO, JAVIER	1:59.764	1.965	3		MX-3
7	28	MUGUERZA GUIRAL, JAVIER	2:01.086	3.287	6	Mc. Monegros	MX-3
8	9	ROMEO MIGUEL, ALFONSO	2:02.330	4.531	2	Mc. Salvador	MX-3
9	67	URZAY BAQUERO, VICTOR	2:02.432	4.633	3	A.D. Aragon Sport	MX-3
10	68	CABRERA GUARDIOLA, FRANCISCO JAVIER	2:05.260	7.461	3	Mc. Fraga	Veteranos
11	81	CASADO GARCIA, LUIS	2:08.730	10.931	3	A.D.M. La Almunia	MX-3
12	50	GRACIA GIMENO, EMILIO JESUS	2:10.947	13.148	5	Tauste Mc.	MX-3
13	333	FATAS PAUL, JORGE J.	2:11.933	14.134	5		MX-3
14	15	LOPEZ MATEO, ALEJANDRO	2:12.688	14.889	7	Correcaminos Mc.	MX-3
15	34	LOPEZ ARAGUAS, AARON	2:14.217	16.418	2	Pm. Oscense	MX-3
16	33	PORROCHE ESCUDERO, ALEJANDRO	2:14.578	16.779	3	Correcaminos Mc.	MX-3
17	79	SUELVES FERRER, NAZARIO DAMIAN	2:14.685	16.886	4	Pm. Oscense	MX-3
18	12	MARZAL LAZARO, ALBERTO	2:16.273	18.474	3	Mc. Zuera	Veteranos
19	47	GIMENEZ ASCASO, ALEJANDRO	2:16.575	18.776	2	Correcaminos Mc.	Veteranos
20	7	OCAÑA TRAIN, JESUS ADAN	2:17.905	20.106	5	A.D.M. La Almunia	MX-3
21	170	JESUS ULLATE	2:18.704	20.905	3		Veteranos
22	16	NAGY , NORMAN	2:20.656	22.857	2	Pm. Oscense	MX-3
23	39	CANELA DIEZ, ABEL	2:20.785	22.986	4	A.D.M. La Almunia	MX-3

Jefe de cronometraje

Orbits

Provisional

Los Comisarios Deportivos

El Director de Carrera

El Cronametrador

Definitiva

Hora:

Hora:

Hora:





# Ejea, Camp. Aragón MX

Ejea 0,000 km

04/03/2012 10:10

MX 3 / Veterano

Entrenos Oficiales

Clasificación (15:00 Tiempo) iniciado a 10:09:50

Lap	Lap Tm	Diff	Time of Day
<b>(22) FERRER COLOMINA, MANUEL</b>			
1	2:19.722	+21.923	10:12:33.035
2	2:08.042	+10.243	10:14:41.077
3	2:00.652	+2.853	10:16:41.729
4	2:16.100	+18.301	10:18:57.829
5	<b>1:57.799</b>		10:20:55.628
6	2:00.952	+3.153	10:22:56.580
7	2:02.714	+4.915	10:24:59.294

<b>(4) PEREZ CUEN, ANTONIO</b>			
1	2:13.312	+15.304	10:12:10.918
2	<b>1:58.008</b>		10:14:08.926
3	1:59.125	+1.117	10:16:08.051
4	1:59.874	+1.866	10:18:07.925
5	2:00.263	+2.255	10:20:08.188
6	2:18.788	+20.780	10:22:26.976
7	2:54.966	+56.958	10:25:21.942

<b>(66) ROYO MILAGRO, FRANCISCO</b>			
1	2:09.505	+11.025	10:12:02.934
2	2:01.968	+3.488	10:14:04.902
3	1:59.779	+1.299	10:16:04.681
4	<b>1:58.480</b>		10:18:03.161
5	2:00.266	+1.786	10:20:03.427
6	2:04.530	+6.050	10:22:07.957
7	3:18.979	+1:20.499	10:25:26.936

<b>(144) CUARTERO SANCHE, JOSE LUIS</b>			
1	2:11.689	+12.485	10:12:10.508
2	2:05.031	+5.827	10:14:15.539
3	2:02.518	+3.314	10:16:18.057
4	2:01.374	+2.170	10:18:19.431
5	<b>1:59.204</b>		10:20:18.635
6	2:00.230	+1.026	10:22:18.865
7	2:05.812	+6.608	10:24:24.677
8	2:04.486	+5.282	10:26:29.163

<b>(86) VALERA NAVARRO, JAVIER</b>			
1	2:20.735	+21.053	10:12:31.781
2	2:07.786	+8.104	10:14:39.567
3	2:00.871	+1.189	10:16:40.438
4	2:02.494	+2.812	10:18:42.932
5	2:00.657	+0.975	10:20:43.589
6	<b>1:59.682</b>		10:22:43.271
7	2:00.684	+1.002	10:24:43.955
8	2:02.032	+2.350	10:26:45.987

<b>(88) ROYO MILAGRO, JAVIER</b>			
1	2:10.608	+10.844	10:12:04.681
2	2:02.760	+2.996	10:14:07.441
3	<b>1:59.764</b>		10:16:07.205
4	2:08.360	+8.596	10:18:15.565
5	2:01.869	+2.105	10:20:17.434
6	2:13.862	+14.098	10:22:31.296
7	2:05.934	+6.170	10:24:37.230
8	2:05.895	+6.131	10:26:43.125

<b>(28) MUGUERZA GUIRAL, JAVIER</b>			
1	2:24.270	+23.184	10:12:41.880
2	2:13.344	+12.258	10:14:55.224
3	2:10.395	+9.309	10:17:05.619
4	2:01.359	+0.273	10:19:06.978
5	2:02.188	+1.102	10:21:09.166
6	<b>2:01.086</b>		10:23:10.252
7	2:36.487	+35.401	10:25:46.739

<b>(9) ROMEO MIGUEL, ALFONSO</b>			
1	2:24.291	+21.961	10:12:40.042
2	<b>2:02.330</b>		10:14:42.372

<b>(67) URZAY BAQUERO, VICTOR</b>			
1	2:19.449	+17.017	10:12:30.552
2	2:06.672	+4.240	10:14:37.224
3	<b>2:02.432</b>		10:16:39.656
4	2:02.569	+0.137	10:18:42.225
5	2:08.508	+6.076	10:20:50.733
6	2:35.148	+32.716	10:23:25.881
7	2:03.580	+1.148	10:25:29.461

<b>(68) CABRERA GUARDIOLA, FRANCISCO JAVIER</b>			
1	2:17.717	+12.457	10:12:26.820
2	2:06.356	+1.096	10:14:33.176
3	<b>2:05.260</b>		10:16:38.436
4	2:11.135	+5.875	10:18:49.571
5	2:16.908	+11.648	10:21:06.479
6	2:06.254	+0.994	10:23:12.733
7	2:15.135	+9.875	10:25:27.868

<b>(81) CASADO GARCIA, LUIS</b>			
1	2:30.953	+22.223	10:12:50.805
2	2:29.669	+20.939	10:15:20.474
3	<b>2:08.730</b>		10:17:29.204
4	2:08.969	+0.239	10:19:38.173
5	2:10.571	+1.841	10:21:48.744
6	2:23.984	+15.254	10:24:12.728
7	2:54.583	+45.853	10:27:07.311

<b>(50) GRACIA GIMENO, EMILIO JESUS</b>			
1	2:24.058	+13.111	10:12:38.206
2	2:13.870	+2.923	10:14:52.076
3	2:15.376	+4.429	10:17:07.452
4	2:15.734	+4.787	10:19:23.186
5	<b>2:10.947</b>		10:21:34.133
6	3:05.479	+54.532	10:24:39.612

<b>(333) FATAS PAUL, JORGE J.</b>			
1	2:23.067	+11.134	10:12:39.594
2	2:13.735	+1.802	10:14:53.329
3	2:16.848	+4.915	10:17:10.177
4	2:15.338	+3.405	10:19:25.515
5	<b>2:11.933</b>		10:21:37.448
6	3:07.392	+55.459	10:24:44.840

<b>(15) LOPEZ MATEO, ALEJANDRO</b>			
1	2:33.331	+20.643	10:12:46.659
2	2:16.972	+4.284	10:15:03.631
3	2:17.418	+4.730	10:17:21.049
4	2:16.746	+4.058	10:19:37.795
5	2:17.714	+5.026	10:21:55.509
6	2:20.659	+7.971	10:24:16.168
7	<b>2:12.688</b>		10:26:28.856

<b>(34) LOPEZ ARAGUAS, AARON</b>			
1	2:17.422	+3.205	10:12:25.078
2	<b>2:14.217</b>		10:14:39.295
3	2:25.279	+11.062	10:17:04.574
4	2:31.644	+17.427	10:19:36.218
5	2:42.893	+28.676	10:22:19.111
6	2:33.733	+19.516	10:24:52.844

<b>(33) PORROCHE ESCUDERO, ALEJANDRO</b>			
--	--	--	--

1	2:25.888	+11.310	10:12:38.805
2	2:16.860	+2.282	10:14:55.665
3	<b>2:14.578</b>		10:17:10.243
4	2:32.443	+17.865	10:19:42.686
5	2:31.986	+17.408	10:22:14.672

<b>(79) SUELVES FERRER, NAZARIO DAMIAN</b>			
1	2:22.831	+8.146	10:12:30.062
2	2:23.254	+8.569	10:14:53.316
3	2:20.460	+5.775	10:17:13.776
4	<b>2:14.685</b>		10:19:28.461
5	2:19.617	+4.932	10:21:48.078
6	2:19.951	+5.266	10:24:08.029
7	2:16.928	+2.243	10:26:24.957

<b>(12) MARZAL LAZARO, ALBERTO</b>			
1	2:30.349	+14.076	10:12:52.387
2	2:20.032	+3.759	10:15:12.419
3	<b>2:16.273</b>		10:17:28.692
4	2:19.243	+2.970	10:19:47.935
5	2:23.130	+6.857	10:22:11.065
6	2:30.470	+14.197	10:24:41.535

<b>(47) GIMENEZ ASCASO, ALEJANDRO</b>			
1	2:30.105	+13.530	10:12:49.227
2	<b>2:16.575</b>		10:15:05.802
3	2:17.728	+1.153	10:17:23.530
4	2:16.618	+0.043	10:19:40.148
5	2:20.200	+3.625	10:22:00.348
6	2:20.154	+3.579	10:24:20.502
7	2:24.948	+8.373	10:26:45.450

<b>(7) OCAÑA TRAIN, JESUS ADAN</b>			
1	2:27.171	+9.266	10:12:28.303
2	2:19.839	+1.934	10:14:48.142
3	2:19.100	+1.195	10:17:07.242
4	2:19.398	+1.493	10:19:26.640
5	<b>2:17.905</b>		10:21:44.545
6	2:18.360	+0.455	10:24:02.905
7	2:23.183	+5.278	10:26:26.088

<b>(170) JESUS ULLATE</b>			
1	2:26.438	+7.734	10:12:24.753
2	2:21.783	+3.079	10:14:46.536
3	<b>2:18.704</b>		10:17:05.240
4	2:20.536	+1.832	10:19:25.776
5	2:27.422	+8.718	10:21:53.198
6	2:24.573	+5.869	10:24:17.771
7	2:23.835	+5.131	10:26:41.606

<b>(16) NAGY, NORMAN</b>			
1	2:22.921	+2.265	10:12:28.654
2	<b>2:20.656</b>		10:14:49.310
3	2:20.761	+0.105	10:17:10.071
4	2:36.051	+15.395	10:19:46.122
5	2:35.449	+14.793	10:22:21.571
6	2:34.318	+13.662	10:24:55.889

<b>(39) CANELA DIEZ, ABEL</b>			
1	2:28.805	+8.020	10:12:31.660
2	2:23.222	+2.437	10:14:54.882
3	2:21.168	+0.383	10:17:16.050
4	<b>2:20.785</b>		10:19:36.835
5	2:29.201	+8.416	10:22:06.036
6	2:23.856	+3.071	10:24:29.892
7	2:21.071	+0.286	10:26:50.963

Jefe de cronometraje

Orbits

Provisional

Los Comisarios Deportivos

El Director de Carrera

El Cronometrador

Definitiva

Hora:

Hora:

Hora:





**Ejea, Camp. Aragón MX**

**Clasificado por vueltas**

MX 3 / Veterano

Ejea 0,000 km

Primera Manga

04/03/2012 11:45

Carrera (20:00 y 2 Vueltas) iniciado a 11:32:50

Pos.	Nº	Nombre	Vlts	Total T°	Dif. 1°	Mejor Tm Club	Marca
<b>MX-3</b>							
1	4	PEREZ CUEN, ANTONIO	12	26:02.890		2:06.819	Esc. R.T.S.
2	28	MUGUERZA GUIRAL, JAVIER	12	26:04.673	1.783	2:05.848	Mc. Monegros
3	66	ROYO MILAGRO, FRANCISCO	12	26:08.409	5.519	2:05.357	
4	144	CUARTERO SANCHO, JOSE LUIS	12	26:20.929	18.039	2:08.314	C.M. Epila
5	88	ROYO MILAGRO, JAVIER	12	26:22.159	19.269	2:06.974	
6	22	FERRER COLOMINA, MANUEL	12	26:32.805	29.915	2:09.245	Sinesponsor Racing
7	86	VALERA NAVARRO, JAVIER	12	26:46.197	43.307	2:09.554	
8	81	CASADO GARCIA, LUIS	11	27:31.968	1 Vuelta	2:20.904	A.D.M. La Almunia
9	79	SUELVES FERRER, NAZARIO DAMIAN	11	27:34.954	1 Vuelta	2:19.769	Pm. Oscense
10	50	GRACIA GIMENO, EMILIO JESUS	11	27:58.860	1 Vuelta	2:26.267	Tauste Mc.
11	39	CANELA DIEZ, ABEL	10	26:40.160	2 Vueltas	2:28.350	A.D.M. La Almunia
12	34	LOPEZ ARAGUAS, AARON	10	27:03.921	2 Vueltas	2:25.312	Pm. Oscense
13	15	LOPEZ MATEO, ALEJANDRO	10	27:05.707	2 Vueltas	2:34.428	Correcaminos Mc.
14	7	OCAÑA TRAIN, JESUS ADAN	10	27:19.437	2 Vueltas	2:29.187	A.D.M. La Almunia
15	33	PORROCHE ESCUDERO, ALEJANDRO	9	26:18.213	3 Vueltas	2:20.574	Correcaminos Mc.

No clasificado (75% = 9 Vueltas)

NT	67	URZAY BAQUERO, VICTOR	5	11:29.450	NT	2:09.497	A.D. Aragon Sport
NT	333	FATAS PAUL, JORGE J.	3	7:41.382	NT	2:21.590	
NT	16	NAGY, NORMAN	2	7:12.174	NT	2:29.688	Pm. Oscense
NE	9	ROMEO MIGUEL, ALFONSO			NE		Mc. Salvador

Veteranos

1	68	CABRERA GUARDIOLA, FRANCISCO JAVIE	12	26:22.642		2:08.243	Mc. Fraga
2	170	JESUS ULLATE	11	27:06.401	1 Vuelta	2:22.731	
3	12	MARZAL LAZARO, ALBERTO	11	28:16.264	1 Vuelta	2:28.222	Mc. Zuera
4	47	GIMENEZ ASCASO, ALEJANDRO	10	26:48.582	2 Vueltas	2:33.922	Correcaminos Mc.

Margin of Victory	Avg. Speed	Best Lap Tm	Best Spd	Best Lap by
1.783	-	2:05.357	-	66 - ROYO MILAGRO, FRANCISCO

Jefe de cronometraje

Orbits

Provisional

Los Comisarios Deportivos

El Director de Carrera

El Cronametrador

Definitiva

Hora:

Hora:

Hora:



Ejea, Camp. Aragón MX


MX 3 / Veterano

Primera Manga

Carrera (20:00 y 2 Vueltas) iniciado a 11:32:50

Ejea 0,000 km

04/03/2012 11:45



Lap	Lap Tm	Diff	Time of Day
<u>(4) PEREZ CUEN, ANTONIO</u>			
1	2:08.255	+1.436	11:35:03.383
2	2:08.812	+1.993	11:37:12.195
3	<b>2:06.819</b>		11:39:19.014
4	2:07.061	+0.242	11:41:26.075
5	2:08.328	+1.509	11:43:34.403
6	2:10.970	+4.151	11:45:45.373
7	2:11.077	+4.258	11:47:56.450
8	2:11.511	+4.692	11:50:07.961
9	2:12.180	+5.361	11:52:20.141
10	2:12.378	+5.559	11:54:32.519
11	2:11.325	+4.506	11:56:43.844
12	2:09.115	+2.296	11:58:52.959

<u>(28) MUGUERZA GUIRAL, JAVIER</u>			
1	2:09.493	+3.645	11:35:04.934
2	2:09.200	+3.352	11:37:14.134
3	2:07.356	+1.508	11:39:21.490
4	<b>2:05.848</b>		11:41:27.338
5	2:11.366	+5.518	11:43:38.704
6	2:10.664	+4.816	11:45:49.368
7	2:09.677	+3.829	11:47:59.045
8	2:09.802	+3.954	11:50:08.847
9	2:14.145	+8.297	11:52:22.992
10	2:11.326	+5.478	11:54:34.318
11	2:10.878	+5.030	11:56:45.196
12	2:09.546	+3.698	11:58:54.742

<u>(66) ROYO MILAGRO, FRANCISCO</u>			
1	2:09.300	+3.943	11:35:04.349
2	2:28.444	+23.087	11:37:32.793
3	2:07.811	+2.454	11:39:40.604
4	2:10.098	+4.741	11:41:50.702
5	<b>2:05.357</b>		11:43:56.059
6	2:07.701	+2.344	11:46:03.760
7	2:08.055	+2.698	11:48:11.815
8	2:09.250	+3.893	11:50:21.065
9	2:09.181	+3.824	11:52:30.246
10	2:09.667	+4.310	11:54:39.913
11	2:09.520	+4.163	11:56:49.433
12	2:09.045	+3.688	11:58:58.478

<u>(144) CUARTERO SANCHO, JOSE LUIS</u>			
1	2:12.248	+3.934	11:35:07.752
2	2:11.692	+3.378	11:37:19.444
3	2:12.205	+3.891	11:39:31.649
4	2:09.616	+1.302	11:41:41.265
5	<b>2:08.314</b>		11:43:49.579
6	2:11.378	+3.064	11:46:00.957
7	2:13.536	+5.222	11:48:14.493
8	2:08.516	+0.202	11:50:23.009
9	2:11.327	+3.013	11:52:34.336
10	2:11.511	+3.197	11:54:45.847
11	2:10.550	+2.236	11:56:56.397
12	2:14.601	+6.287	11:59:10.998

<u>(88) ROYO MILAGRO, JAVIER</u>			
1	2:13.582	+6.608	11:35:09.027
2	2:12.044	+5.070	11:37:21.071
3	<b>2:06.974</b>		11:39:28.045
4	2:09.115	+2.141	11:41:37.160
5	2:11.016	+4.042	11:43:48.176
6	2:11.941	+4.967	11:46:00.117
7	2:16.690	+9.716	11:48:16.807
8	2:14.150	+7.176	11:50:30.957

9	2:12.563	+5.589	11:52:43.520
10	2:08.895	+1.921	11:54:52.415
11	2:09.865	+2.891	11:57:02.280
12	2:09.948	+2.974	11:59:12.228

<u>(68) CABRERA GUARDIOLA, FRANCISCO JAVIER</u>			
1	2:10.661	+2.418	11:35:06.313
2	2:14.160	+5.917	11:37:20.473
3	2:13.043	+4.800	11:39:33.516
4	2:10.884	+2.641	11:41:44.400
5	2:12.806	+4.563	11:43:57.206
6	2:12.629	+4.386	11:46:09.835
7	2:11.753	+3.510	11:48:21.588
8	2:13.659	+5.416	11:50:35.247
9	2:09.325	+1.082	11:52:44.572
10	2:09.410	+1.167	11:54:53.982
11	2:10.486	+2.243	11:57:04.468
12	<b>2:08.243</b>		11:59:12.711

<u>(22) FERRER COLOMINA, MANUEL</u>			
1	2:13.320	+4.075	11:35:09.299
2	2:12.114	+2.869	11:37:21.413
3	2:13.654	+4.409	11:39:35.067
4	2:13.981	+4.736	11:41:49.048
5	2:13.541	+4.296	11:44:02.589
6	2:10.806	+1.561	11:46:13.395
7	2:12.756	+3.511	11:48:26.151
8	2:10.755	+1.510	11:50:36.906
9	2:10.675	+1.430	11:52:47.581
10	<b>2:09.245</b>		11:54:56.826
11	2:09.352	+0.107	11:57:06.178
12	2:16.696	+7.451	11:59:22.874

<u>(86) VALERA NAVARRO, JAVIER</u>			
1	2:15.982	+6.428	11:35:11.915
2	2:14.341	+4.787	11:37:26.256
3	2:13.268	+3.714	11:39:39.524
4	2:19.076	+9.522	11:41:58.600
5	2:13.368	+3.814	11:44:11.968
6	2:13.910	+4.356	11:46:25.878
7	2:12.243	+2.689	11:48:38.121
8	2:10.675	+1.121	11:50:48.796
9	2:10.292	+0.738	11:52:59.088
10	<b>2:09.554</b>		11:55:08.642
11	2:15.251	+5.697	11:57:23.893
12	2:12.373	+2.819	11:59:36.266

<u>(170) JESUS ULLATE</u>			
1	2:34.495	+11.764	11:35:31.681
2	2:24.253	+1.522	11:37:55.934
3	2:24.364	+1.633	11:40:20.298
4	<b>2:22.731</b>		11:42:43.029
5	2:27.023	+4.292	11:45:10.052
6	2:26.605	+3.874	11:47:36.657
7	2:25.379	+2.648	11:50:02.036
8	2:30.056	+7.325	11:52:32.092
9	2:30.410	+7.679	11:55:02.502
10	2:27.206	+4.475	11:57:29.708
11	2:26.762	+4.031	11:59:56.470

<u>(81) CASADO GARCIA, LUIS</u>			
1	2:37.189	+16.285	11:35:33.474
2	2:34.036	+13.132	11:38:07.510
3	2:37.899	+16.995	11:40:45.409
4	2:28.651	+7.747	11:43:14.060
5	2:28.971	+8.067	11:45:43.031

6	2:27.836	+6.932	11:48:10.867
7	2:33.940	+13.036	11:50:44.807
8	2:24.048	+3.144	11:53:08.855
9	2:26.132	+5.228	11:55:34.987
10	2:26.146	+5.242	11:58:01.133
11	<b>2:20.904</b>		12:00:22.037

<u>(79) SUELVEZ FERRER, NAZARIO DAMIAN</u>			
1	2:22.365	+2.596	11:35:18.765
2	2:25.757	+5.988	11:37:44.522
3	2:22.358	+2.589	11:40:06.880
4	<b>2:19.769</b>		11:42:26.649
5	3:03.822	+44.053	11:45:30.471
6	2:23.649	+3.880	11:47:54.120
7	2:52.740	+32.971	11:50:46.860
8	2:24.348	+4.579	11:53:11.208
9	2:25.932	+6.163	11:55:37.140
10	2:21.616	+1.847	11:57:58.756
11	2:26.267	+6.498	12:00:25.023

<u>(50) GRACIA GIMENO, EMILIO JESUS</u>			
1	2:30.390	+4.123	11:35:26.857
2	<b>2:26.267</b>		11:37:53.124
3	2:27.435	+1.168	11:40:20.559
4	2:29.808	+3.541	11:42:50.367
5	2:30.437	+4.170	11:45:20.804
6	2:32.006	+5.739	11:47:52.810
7	2:32.382	+6.115	11:50:25.192
8	2:34.395	+8.128	11:52:59.587
9	2:37.716	+11.449	11:55:37.303
10	2:36.037	+9.770	11:58:13.340
11	2:35.589	+9.322	12:00:48.929

<u>(12) MARZAL LAZARO, ALBERTO</u>			
1	2:36.036	+7.814	11:35:34.470
2	<b>2:28.222</b>		11:38:02.692
3	2:30.976	+2.754	11:40:33.668
4	2:37.113	+8.891	11:43:10.781
5	2:29.904	+1.682	11:45:40.685
6	2:39.254	+11.032	11:48:19.939
7	2:40.676	+12.454	11:51:00.615
8	2:33.604	+5.382	11:53:34.219
9	2:32.967	+4.745	11:56:07.186
10	2:30.006	+1.784	11:58:37.192
11	2:29.141	+0.919	12:01:06.333

<u>(39) CANELA DIEZ, ABEL</u>			
1	2:39.857	+11.507	11:35:38.810
2	2:44.168	+15.818	11:38:22.978
3	<b>2:28.350</b>		11:40:51.328
4	2:34.812	+6.462	11:43:26.140
5	3:25.177	+56.827	11:46:51.317
6	2:29.657	+1.307	11:49:20.974
7	2:36.514	+8.164	11:51:57.488
8	2:29.171	+0.821	11:54:26.659
9	2:32.320	+3.970	11:56:58.979
10	2:31.250	+2.900	11:59:30.229

<u>(47) GIMENEZ ASCASO, ALEJANDRO</u>			
1	2:42.982	+9.060	11:35:40.767
2	2:34.544	+0.622	11:38:15.311
3	<b>2:33.922</b>		11:40:49.233
4	2:35.305	+1.383	11:43:24.538
5	2:43.507	+9.585	11:46:08.045
6	2:41.455	+7.533	11:48:49.500
7	2:44.079	+10.157	11:51:33.579

Jefe de cronometraje

Orbits

Provisional

Los Comisarios Deportivos

El Director de Carrera

El Cronametrador

Definitiva

Hora:

Hora:

Hora:





Ejea, Camp. Aragón MX

MX 3 / Veterano

Ejea 0,000 km

Primera Manga

04/03/2012 11:45

Carrera (20:00 y 2 Vueltas) iniciado a 11:32:50

Lap	Lap Tm	Diff	Time of Day
8	2:40.884	+6.962	11:54:14.463
9	2:40.364	+6.442	11:56:54.827
10	2:43.824	+9.902	11:59:38.651

(34) LOPEZ ARAGUAS, AARON

1	2:26.155	+0.843	11:35:23.311
2	<b>2:25.312</b>		11:37:48.623
3	2:30.033	+4.721	11:40:18.656
4	2:37.877	+12.565	11:42:56.533
5	2:32.733	+7.421	11:45:29.266
6	2:40.154	+14.842	11:48:09.420
7	3:26.890	+1:01.578	11:51:36.310
8	2:47.173	+21.861	11:54:23.483
9	2:47.184	+21.872	11:57:10.667
10	2:43.323	+18.011	11:59:53.990

(15) LOPEZ MATEO, ALEJANDRO

1	2:40.591	+6.163	11:35:38.447
2	2:43.049	+8.621	11:38:21.496
3	2:51.017	+16.589	11:41:12.513
4	2:36.060	+1.632	11:43:48.573
5	2:49.855	+15.427	11:46:38.428
6	2:41.242	+6.814	11:49:19.670
7	2:37.283	+2.855	11:51:56.953
8	<b>2:34.428</b>		11:54:31.381
9	2:43.016	+8.588	11:57:14.397
10	2:41.379	+6.951	11:59:55.776

(7) OCAÑA TRAIN, JESUS ADAN

1	2:36.467	+7.280	11:35:34.696
2	2:58.638	+29.451	11:38:33.334
3	<b>2:29.187</b>		11:41:02.521
4	3:05.967	+36.780	11:44:08.488
5	2:38.184	+8.997	11:46:46.672
6	2:33.503	+4.316	11:49:20.175
7	2:48.983	+19.796	11:52:09.158
8	2:39.352	+10.165	11:54:48.510
9	2:48.144	+18.957	11:57:36.654
10	2:32.852	+3.665	12:00:09.506

(33) PORROCHE ESCUDERO, ALEJANDRO

1	2:39.873	+19.299	11:35:37.632
2	2:26.330	+5.756	11:38:03.962
3	<b>2:20.574</b>		11:40:24.536
4	2:24.514	+3.940	11:42:49.050
5	2:21.155	+0.581	11:45:10.205
6	2:26.809	+6.235	11:47:37.014
7	2:25.459	+4.885	11:50:02.473
8	2:25.249	+4.675	11:52:27.722
9	6:40.560	+4:19.986	11:59:08.282

(67) URZAY BAQUERO, VICTOR

1	2:15.569	+6.072	11:35:12.428
2	<b>2:09.497</b>		11:37:21.925
3	2:33.859	+24.362	11:39:55.784
4	2:14.145	+4.648	11:42:09.929
5	2:09.590	+0.093	11:44:19.519

(333) FATAS PAUL, JORGE J.

1	<b>2:21.590</b>		11:35:16.980
2	2:43.186	+21.596	11:38:00.166
3	2:31.285	+9.695	11:40:31.451

(16) NAGY, NORMAN

1	<b>2:29.688</b>		11:35:27.437
2	4:34.806	+2:05.118	11:40:02.243

Lap	Lap Tm	Diff	Time of Day
-----	--------	------	-------------

Lap	Lap Tm	Diff	Time of Day
-----	--------	------	-------------

Jefe de cronometraje

Orbits

Provisional

Los Comisarios Deportivos

El Director de Carrera

El Cronametrador

Definitiva

Hora:

Hora:

Hora:





**Ejea, Camp. Aragón MX**

**Clasificado por vueltas**

MX 3 / Veterano

Ejea 0,000 km

Segunda Manga

04/03/2012 13:00

Carrera (20:00 y 2 Vueltas) iniciado a 13:06:45

Pos.	Nº	Nombre	Vlts	Total T°	Dif. 1°	Mejor Tm Club	Marca
<b>MX-3</b>							
1	66	ROYO MILAGRO, FRANCISCO	12	26:22.105		2:04.274	
2	4	PEREZ CUEN, ANTONIO	12	26:37.348	15.243	2:06.304	Esc. R.T.S.
3	22	FERRER COLOMINA, MANUEL	12	26:39.389	17.284	2:09.010	Sinesponsor Racing
4	28	MUGUERZA GUIRAL, JAVIER	12	26:41.683	19.578	2:05.990	Mc. Monegros
5	144	CUARTERO SANCHO, JOSE LUIS	12	27:13.071	50.966	2:11.460	C.M. Epila
6	81	CASADO GARCIA, LUIS	11	26:58.396	1 Vuelta	2:21.138	A.D.M. La Almunia
7	50	GRACIA GIMENO, EMILIO JESUS	11	27:02.377	1 Vuelta	2:22.744	Tauste Mc.
8	33	PORROCHE ESCUDERO, ALEJANDRO	11	28:13.194	1 Vuelta	2:17.642	Correcaminos Mc.
9	79	SUELVES FERRER, NAZARIO DAMIAN	11	28:19.791	1 Vuelta	2:24.907	Pm. Oscense
10	333	FATAS PAUL, JORGE J.	11	28:30.664	1 Vuelta	2:25.694	
11	7	OCAÑA TRAIN, JESUS ADAN	10	26:57.951	2 Vueltas	2:34.628	A.D.M. La Almunia
12	16	NAGY , NORMAN	9	27:29.352	3 Vueltas	2:44.553	Pm. Oscense

**No clasificado (75% = 9 Vueltas)**

NT	39	CANELA DIEZ, ABEL	8	23:28.486	NT	2:34.142	A.D.M. La Almunia
NT	86	VALERA NAVARRO, JAVIER	4	10:36.948	NT	2:14.531	
NT	15	LOPEZ MATEO, ALEJANDRO	4	12:03.996	NT	2:48.642	Correcaminos Mc.
NT	34	LOPEZ ARAGUAS, AARON	1	2:39.553	NT	2:33.756	Pm. Oscense
NT	88	ROYO MILAGRO, JAVIER			NT		
NE	9	ROMEO MIGUEL, ALFONSO			NE		Mc. Salvador
NE	67	URZAY BAQUERO, VICTOR			NE		A.D. Aragon Sport

**Veteranos**

1	68	CABRERA GUARDIOLA, FRANCISCO JAVIE	12	28:22.958		2:09.501	Mc. Fraga
2	170	JESUS ULLATE	11	27:49.087	1 Vuelta	2:26.483	
3	12	MARZAL LAZARO, ALBERTO	11	28:50.137	1 Vuelta	2:32.995	Mc. Zuera
4	47	GIMENEZ ASCASO, ALEJANDRO	10	27:44.621	2 Vueltas	2:37.476	Correcaminos Mc.

Margin of Victory	Avg. Speed	Best Lap Tm	Best Spd	Best Lap by
15.243	-	2:04.274	-	66 - ROYO MILAGRO, FRANCISCO

Jefe de cronometraje

Orbits

Provisional

Los Comisarios Deportivos

El Director de Carrera

El Cronametrador

Definitiva

Hora:

Hora:

Hora:









**Ejea, Camp. Aragón MX**

MX 3 / Veterano

Segunda Manga

Ejea 0,000 km

04/03/2012 13:00

Carrera (20:00 y 2 Vueltas) iniciado a 13:06:45

Lap	Lap Tm	Diff	Time of Day
10	2:44.676	+7.200	13:34:30.449

**(16) NAGY , NORMAN**

1	2:45.446	+0.893	13:09:38.112
2	5:04.937	+2:20.384	13:14:43.049
3	2:50.123	+5.570	13:17:33.172
4	2:45.267	+0.714	13:20:18.439
5	2:47.179	+2.626	13:23:05.618
6	<b>2:44.553</b>		13:25:50.171
7	2:46.895	+2.342	13:28:37.066
8	2:47.260	+2.707	13:31:24.326
9	2:50.854	+6.301	13:34:15.180

**(39) CANELA DIEZ, ABEL**

1	2:37.359	+3.217	13:09:31.449
2	2:35.681	+1.539	13:12:07.130
3	3:03.446	+29.304	13:15:10.576
4	<b>2:34.142</b>		13:17:44.718
5	4:06.354	+1:32.212	13:21:51.072
6	2:48.250	+14.108	13:24:39.322
7	2:50.428	+16.286	13:27:29.750
8	2:44.564	+10.422	13:30:14.314

**(86) VALERA NAVARRO, JAVIER**

1	2:17.754	+3.223	13:09:09.122
2	<b>2:14.531</b>		13:11:23.653
3	3:23.340	+1:08.809	13:14:46.993
4	2:35.783	+21.252	13:17:22.776

**(15) LOPEZ MATEO, ALEJANDRO**

1	<b>2:48.642</b>		13:09:40.849
2	2:50.036	+1.394	13:12:30.885
3	3:00.086	+11.444	13:15:30.971
4	3:18.853	+30.211	13:18:49.824

**(34) LOPEZ ARAGUAS, AARON**

1	<b>2:33.756</b>		13:09:25.381
---	-----------------	--	--------------

Lap	Lap Tm	Diff	Time of Day
-----	--------	------	-------------

Lap	Lap Tm	Diff	Time of Day
-----	--------	------	-------------

<input type="checkbox"/> Provisional	Los Comisarios Deportivos	El Director de Carrera	El Cronametrador
<input type="checkbox"/> Definitiva	Hora:	Hora:	Hora:



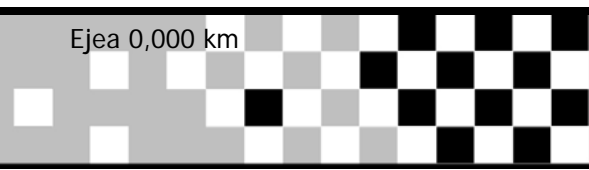


**Ejea, Camp. Aragón MX**

MX 3 / Veterano

Ejea 0,000 km

Final MX 3 / Veterano



Pos.	Nº	Nombre	T. puntos	1ª C	2ª C	Club	Marca
<b>MX-3</b>							
1	4	PEREZ CUEN, ANTONIO	47	25	22	Esc. R.T.S.	
2	66	ROYO MILAGRO, FRANCISCO	45	20	25		
3	28	MUGUERZA GUIRAL, JAVIER	40	22	18	Mc. Monegros	
4	22	FERRER COLOMINA, MANUEL	35	15	20	Sinesponsor Racing	
5	144	CUARTERO SANCHO, JOSE LUIS	34	18	16	C.M. Epila	
6	81	CASADO GARCIA, LUIS	28	13	15	A.D.M. La Almunia	
7	50	GRACIA GIMENO, EMILIO JESUS	25	11	14	Tauste Mc.	
8	79	SUELVES FERRER, NAZARIO DAMIAN	24	12	12	Pm. Oscense	
9	33	PORROCHE ESCUDERO, ALEJANDRO	19	6	13	Correcaminos Mc.	
10	7	OCAÑA TRAIN, JESUS ADAN	17	7	10	A.D.M. La Almunia	
11	88	ROYO MILAGRO, JAVIER	16	16	0		
12	86	VALERA NAVARRO, JAVIER	14	14	0		
13	333	FATAS PAUL, JORGE J.	11	0	11		
14	39	CANELA DIEZ, ABEL	10	10	0	A.D.M. La Almunia	
15	16	NAGY , NORMAN	9	0	9	Pm. Oscense	
16	34	LOPEZ ARAGUAS, AARON	9	9	0	Pm. Oscense	
17	15	LOPEZ MATEO, ALEJANDRO	8	8	0	Correcaminos Mc.	
18	9	ROMEO MIGUEL, ALFONSO	0	0	0	Mc. Salvador	
19	67	URZAY BAQUERO, VICTOR	0	0	0	A.D. Aragon Sport	
<b>Veteranos</b>							
1	68	CABRERA GUARDIOLA, FRANCISCO JAVIER	50	25	25	Mc. Fraga	
2	170	JESUS ULLATE	44	22	22		
3	12	MARZAL LAZARO, ALBERTO	40	20	20	Mc. Zuera	
4	47	GIMENEZ ASCASO, ALEJANDRO	36	18	18	Correcaminos Mc.	

Jefe de cronometraje

Orbits

Provisional

Los Comisarios Deportivos

El Director de Carrera

El Cronametrador

Definitiva

Hora:

Hora:

Hora:





Ejea, Camp. Aragón MX

**Clasificado por mejor tiempo de vuelta**


MX Promesas

Ejea 0,000 km

Entrenos Oficiales

04/03/2012 09:50

Clasificación (15:00 Tiempo) iniciado a 9:50:12



Pos.	Nº	Name	Mejor Tm	Dif. 1º	En Vit.	Club	Clase
1	23	MUÑOZ DE LA PEÑA VICENTE, JUAN	2:01.262		3	Pm. Oscense	Prom-Cad
2	9	ORTIZ DE V. REDONDO, GARIKOITZ	2:01.824	0.562	7		Prom-Juv
3	7	MENE MANERO, LUIS	2:05.343	4.081	5	Tauste Mc.	Prom-Cad
4	1	MENE MANERO, NICOLAS	2:16.268	15.006	3	Tauste Mc.	Alevín
5	8	SAIZ OCHOA, DIEGO	2:18.213	16.951	2	C.M. Epila	Prom-Cad
6	99	ABELLAN GIL, JOSE MARIA	2:18.820	17.558	4	C.M. Epila	Prom-Juv
7	15	LLORENTE TOVAR, CRISTOBAL	2:19.579	18.317	5	Mc. Calatayud	Prom-Cad
8	43	PALACIN INAZ, OHIAN	2:21.213	19.951	3	Mc. Zuera	Prom-Juv
9	5	LABENA BLASCO, ANDRES	2:23.349	22.087	3	Mc. Salvador	Prom-Juv
10	14	GERRIKAETXEBARRIA ALKORTA, UNAI	2:37.340	36.078	3		Alevín

Jefe de cronometraje

Orbits

Provisional

Los Comisarios Deportivos

El Director de Carrera

El Cronametrador

Definitiva

Hora:

Hora:

Hora:





Ejea, Camp. Aragón MX

MX Promesas

Ejea 0,000 km

Entrenos Oficiales

04/03/2012 09:50

Clasificación (15:00 Tiempo) iniciado a 9:50:12

Lap	Lap Tm	Diff	Time of Day
<b>(23) MUÑOZ DE LA PEÑA VICENTE, JUAN</b>			
1	2:15.058	+13.796	9:52:28.589
2	2:02.017	+0.755	9:54:30.606
3	<b>2:01.262</b>		9:56:31.868
4	2:02.000	+0.738	9:58:33.868
5	2:01.646	+0.384	10:00:35.514
6	3:02.879	+1:01.617	10:03:38.393

Lap	Lap Tm	Diff	Time of Day
<b>(9) ORTIZ DE V. REDONDO, GARIKOITZ</b>			
1	2:58.427	+56.603	9:53:19.478
2	2:05.744	+3.920	9:55:25.222
3	2:05.027	+3.203	9:57:30.249
4	2:03.100	+1.276	9:59:33.349
5	2:04.054	+2.230	10:01:37.403
6	2:37.326	+35.502	10:04:14.729
7	<b>2:01.824</b>		10:06:16.553

Lap	Lap Tm	Diff	Time of Day
<b>(7) MENE MANERO, LUIS</b>			
1	2:34.315	+28.972	9:53:00.220
2	2:12.717	+7.374	9:55:12.937
3	2:10.032	+4.689	9:57:22.969
4	2:07.306	+1.963	9:59:30.275
5	<b>2:05.343</b>		10:01:35.618
6	2:10.682	+5.339	10:03:46.300
7	2:06.957	+1.614	10:05:53.257

Lap	Lap Tm	Diff	Time of Day
<b>(1) MENE MANERO, NICOLAS</b>			
1	2:22.504	+6.236	9:52:35.053
2	2:18.426	+2.158	9:54:53.479
3	<b>2:16.268</b>		9:57:09.747
4	2:16.801	+0.533	9:59:26.548
5	2:21.962	+5.694	10:01:48.510
6	2:17.998	+1.730	10:04:06.508
7	2:18.235	+1.967	10:06:24.743

Lap	Lap Tm	Diff	Time of Day
<b>(8) SAIZ OCHOA, DIEGO</b>			
1	2:30.196	+11.983	9:52:49.996
2	<b>2:18.213</b>		9:55:08.209
3	2:40.760	+22.547	9:57:48.969
4	2:45.242	+27.029	10:00:34.211
5	7:56.171	+5:37.958	10:08:30.382

Lap	Lap Tm	Diff	Time of Day
<b>(99) ABELLAN GIL, JOSE MARIA</b>			
1	2:43.224	+24.404	9:53:07.506
2	4:07.323	+1:48.503	9:57:14.829
3	3:33.569	+1:14.749	10:00:48.398
4	<b>2:18.820</b>		10:03:07.218
5	3:25.574	+1:06.754	10:06:32.792

Lap	Lap Tm	Diff	Time of Day
<b>(15) LLORENTE TOVAR, CRISTOBAL</b>			
1	2:36.397	+16.818	9:53:04.101
2	2:24.260	+4.681	9:55:28.361
3	2:20.401	+0.822	9:57:48.762
4	2:33.812	+14.233	10:00:22.574
5	<b>2:19.579</b>		10:02:42.153
6	2:19.594	+0.015	10:05:01.747
7	2:20.350	+0.771	10:07:22.097

Lap	Lap Tm	Diff	Time of Day
<b>(43) PALACIN INAZ, OHIAN</b>			
1	2:38.992	+17.779	9:53:02.563
2	2:23.806	+2.593	9:55:26.369
3	<b>2:21.213</b>		9:57:47.582
4	2:22.101	+0.888	10:00:09.683

Lap	Lap Tm	Diff	Time of Day
<b>(5) LABENA BLASCO, ANDRES</b>			

Lap	Lap Tm	Diff	Time of Day
1	2:40.463	+17.114	9:53:10.171
2	2:28.213	+4.864	9:55:38.384
3	<b>2:23.349</b>		9:58:01.733
4	2:25.139	+1.790	10:00:26.872
5	2:23.832	+0.483	10:02:50.704
6	2:26.907	+3.558	10:05:17.611

Lap	Lap Tm	Diff	Time of Day
<b>(14) GERRIKAETXEBARRIA ALKORTA, UNAI</b>			
1	2:52.352	+15.012	9:53:09.810
2	2:44.370	+7.030	9:55:54.180
3	<b>2:37.340</b>		9:58:31.520
4	2:39.034	+1.694	10:01:10.554
5	2:38.336	+0.996	10:03:48.890
6	2:38.411	+1.071	10:06:27.301

Jefe de cronometraje

Orbits

Provisional

Los Comisarios Deportivos

El Director de Carrera

El Cronametrador

Definitiva

Hora:

Hora:

Hora:





**Ejea, Camp. Aragón MX**

**Clasificado por vueltas**

MX Promesas

Ejea 0,000 km

Primera Manga

04/03/2012 11:15

Carrera (15:00 y 2 Vueltas) iniciado a 11:08:40

Pos.	N°	Nombre	Vlts	Total T°	Dif. 1°	Mejor Tm Club	Marca
<b>Alevín</b>							
1	1	MENE MANERO, NICOLAS	9	22:15.912		2:24.160	Tauste Mc.
2	14	GERRIKAETXEBARRIA ALKORTA, UNAI	7	20:30.599	2 Vueltas	2:47.414	
<b>Prom-Cad</b>							
1	7	MENE MANERO, LUIS	9	19:57.798		2:10.057	Tauste Mc.
2	15	LLORENTE TOVAR, CRISTOBAL	7	21:24.829	2 Vueltas	2:23.128	Mc. Calatayud
<b>No clasificado</b>							
NT	23	MUÑOZ DE LA PEÑA VICENTE, JUAN	2	4:19.762	NT	2:05.684	Pm. Oscense
NT	8	SAIZ OCHOA, DIEGO	1	3:00.559	NT	2:58.287	C.M. Epila
<b>Prom-Juv</b>							
1	9	ORTIZ DE V. REDONDO, GARIKOITZ	9	21:19.448		2:10.128	
2	5	LABENA BLASCO, ANDRES	7	20:32.739	2 Vueltas	2:27.256	Mc. Salvador
3	99	ABELLAN GIL, JOSE MARIA	5	22:38.005	4 Vueltas	2:23.736	C.M. Epila
<b>No clasificado</b>							
NT	43	PALACIN INAZ, OHIAN		3.116	NT		Mc. Zuera

Margin of Victory	Avg. Speed	Best Lap Tm	Best Spd	Best Lap by
1:21.650	-	2:10.057	-	7 - MENE MANERO, LUIS

Jefe de cronometraje Orbits

Provisional Los Comisarios Deportivos
El Director de Carrera
El Cronametrador

Definitiva Hora:
Hora:
Hora:



Ejea, Camp. Aragón MX

MX Promesas

Ejea 0,000 km

Primera Manga

04/03/2012 11:15

Carrera (15:00 y 2 Vueltas) iniciado a 11:08:40

Lap	Lap Tm	Diff	Time of Day
<b>(7) MENE MANERO, LUIS</b>			
1	2:11.906	+1.849	11:10:53.840
2	2:11.223	+1.166	11:13:05.063
3	2:13.235	+3.178	11:15:18.298
4	2:13.663	+3.606	11:17:31.961
5	<b>2:10.057</b>		11:19:42.018
6	2:10.940	+0.883	11:21:52.958
7	2:14.815	+4.758	11:24:07.773
8	2:13.326	+3.269	11:26:21.099
9	2:16.977	+6.920	11:28:38.076

Lap	Lap Tm	Diff	Time of Day
<b>(9) ORTIZ DE V. REDONDO, GARIKOITZ</b>			
1	2:17.543	+7.415	11:11:00.611
2	2:17.574	+7.446	11:13:18.185
3	2:15.389	+5.261	11:15:33.574
4	2:10.733	+0.605	11:17:44.307
5	<b>2:10.128</b>		11:19:54.435
6	2:13.863	+3.735	11:22:08.298
7	2:35.760	+25.632	11:24:44.058
8	2:38.188	+28.060	11:27:22.246
9	2:37.480	+27.352	11:29:59.726

Lap	Lap Tm	Diff	Time of Day
<b>(1) MENE MANERO, NICOLAS</b>			
1	2:26.303	+2.143	11:11:09.684
2	2:30.663	+6.503	11:13:40.347
3	2:33.385	+9.225	11:16:13.732
4	2:25.904	+1.744	11:18:39.636
5	2:27.634	+3.474	11:21:07.270
6	2:29.362	+5.202	11:23:36.632
7	<b>2:24.160</b>		11:26:00.792
8	2:28.890	+4.730	11:28:29.682
9	2:26.508	+2.348	11:30:56.190

Lap	Lap Tm	Diff	Time of Day
<b>(14) GERRIKAETXEBARRIA ALKORTA, UNAI</b>			
1	3:12.811	+25.397	11:11:55.109
2	2:52.757	+5.343	11:14:47.866
3	<b>2:47.414</b>		11:17:35.280
4	2:49.384	+1.970	11:20:24.664
5	3:11.115	+23.701	11:23:35.779
6	2:47.680	+0.266	11:26:23.459
7	2:47.418	+0.004	11:29:10.877

Lap	Lap Tm	Diff	Time of Day
<b>(5) LABENA BLASCO, ANDRES</b>			
1	3:00.343	+33.087	11:11:43.396
2	<b>2:27.256</b>		11:14:10.652
3	2:30.815	+3.559	11:16:41.467
4	2:34.190	+6.934	11:19:15.657
5	2:32.652	+5.396	11:21:48.309
6	3:55.161	+1:27.905	11:25:43.470
7	3:29.547	+1:02.291	11:29:13.017

Lap	Lap Tm	Diff	Time of Day
<b>(15) LLORENTE TOVAR, CRISTOBAL</b>			
1	2:37.294	+14.166	11:11:20.077
2	<b>2:23.128</b>		11:13:43.205
3	3:51.659	+1:28.531	11:17:34.864
4	2:59.143	+36.015	11:20:34.007
5	2:30.141	+7.013	11:23:04.148
6	4:27.994	+2:04.866	11:27:32.142
7	2:32.965	+9.837	11:30:05.107

Lap	Lap Tm	Diff	Time of Day
<b>(99) ABELLAN GIL, JOSE MARIA</b>			
1	<b>2:23.736</b>		11:11:06.137
2	12:16.788	+9:53.052	11:23:22.925
3	2:37.486	+13.750	11:26:00.411
4	2:37.271	+13.535	11:28:37.682

Lap	Lap Tm	Diff	Time of Day
5	2:40.601	+16.865	11:31:18.283

Lap	Lap Tm	Diff	Time of Day
<b>(23) MUÑOZ DE LA PEÑA VICENTE, JUAN</b>			
1	2:12.930	+7.246	11:10:54.356
2	<b>2:05.684</b>		11:13:00.040

Lap	Lap Tm	Diff	Time of Day
<b>(8) SAIZ OCHOA, DIEGO</b>			
1	<b>2:58.287</b>		11:11:40.837

Lap	Lap Tm	Diff	Time of Day
-----	--------	------	-------------

Jefe de cronometraje

Orbits

Provisional

Los Comisarios Deportivos

El Director de Carrera

El Cronametrador

Definitiva

Hora:

Hora:

Hora:





**Ejea, Camp. Aragón MX**

**Clasificado por vueltas**

MX Promesas

Ejea 0,000 km

Segunda Manga

04/03/2012 12:35


Carrera (15:00 y 2 Vueltas) iniciado a 12:40:05

Pos.	N°	Nombre	Vlts	Total T°	Dif. 1°	Mejor Tm Club	Marca
<b>Alevín</b>							
1	1	MENE MANERO, NICOLAS	9	22:30.296		2:21.149	Tauste Mc.
2	14	GERRIKAETXEBARRIA ALKORTA, UNAI	8	23:15.227	1 Vuelta	2:41.309	
<b>Prom-Cad</b>							
1	7	MENE MANERO, LUIS	9	20:31.070		2:11.360	Tauste Mc.
2	15	LLORENTE TOVAR, CRISTOBAL	9	22:54.581	2:23.511	2:28.707	Mc. Calatayud
<b>No clasificado</b>							
NE	8	SAIZ OCHOA, DIEGO			NE		C.M. Epila
NE	23	MUÑOZ DE LA PEÑA VICENTE, JUAN			NE		Pm. Oscense
<b>Prom-Juv</b>							
1	9	ORTIZ DE V. REDONDO, GARIKOITZ	9	20:22.807		2:08.874	
2	99	ABELLAN GIL, JOSE MARIA	9	21:30.637	1:07.830	2:21.385	C.M. Epila
3	5	LABENA BLASCO, ANDRES	9	22:44.215	2:21.408	2:27.338	Mc. Salvador
NT	43	PALACIN INAZ, OHIAN	5	16:52.021	NT	2:30.115	Mc. Zuera

Margin of Victory	Avg. Speed	Best Lap Tm	Best Spd	Best Lap by
8.263	-	2:08.874	-	9 - ORTIZ DE V. REDONDO, GAR

Jefe de cronometraje Orbits

<input type="checkbox"/> Provisional	Los Comisarios Deportivos	El Director de Carrera	El Cronametrador
<input type="checkbox"/> Definitiva	Hora:	Hora:	Hora:







Ejea, Camp. Aragón MX

MX Promesas

Ejea 0,000 km

Segunda Manga

04/03/2012 12:35

Carrera (15:00 y 2 Vueltas) iniciado a 12:40:05

Lap	Lap Tm	Diff	Time of Day
<b>(9) ORTIZ DE V. REDONDO, GARIKOITZ</b>			
1	2:17.875	+9.001	12:42:29.568
2	2:10.731	+1.857	12:44:40.299
3	<b>2:08.874</b>		12:46:49.173
4	2:15.423	+6.549	12:49:04.596
5	2:14.875	+6.001	12:51:19.471
6	2:14.612	+5.738	12:53:34.083
7	2:15.000	+6.126	12:55:49.083
8	2:23.079	+14.205	12:58:12.162
9	2:15.869	+6.995	13:00:28.031

Lap	Lap Tm	Diff	Time of Day
<b>(7) MENE MANERO, LUIS</b>			
1	2:16.068	+4.708	12:42:26.784
2	<b>2:11.360</b>		12:44:38.144
3	2:22.306	+10.946	12:47:00.450
4	2:15.814	+4.454	12:49:16.264
5	2:15.615	+4.255	12:51:31.879
6	2:17.318	+5.958	12:53:49.197
7	2:14.566	+3.206	12:56:03.763
8	2:15.644	+4.284	12:58:19.407
9	2:16.887	+5.527	13:00:36.294

Lap	Lap Tm	Diff	Time of Day
<b>(99) ABELLAN GIL, JOSE MARIA</b>			
1	2:25.527	+4.142	12:42:36.287
2	2:23.792	+2.407	12:45:00.079
3	<b>2:21.385</b>		12:47:21.464
4	2:22.125	+0.740	12:49:43.589
5	2:21.545	+0.160	12:52:05.134
6	2:22.499	+1.114	12:54:27.633
7	2:21.560	+0.175	12:56:49.193
8	2:25.106	+3.721	12:59:14.299
9	2:21.562	+0.177	13:01:35.861

Lap	Lap Tm	Diff	Time of Day
<b>(1) MENE MANERO, NICOLAS</b>			
1	2:31.979	+10.830	12:42:43.901
2	2:53.822	+32.673	12:45:37.723
3	2:23.613	+2.464	12:48:01.336
4	<b>2:21.149</b>		12:50:22.485
5	2:21.506	+0.357	12:52:43.991
6	2:25.323	+4.174	12:55:09.314
7	2:29.118	+7.969	12:57:38.432
8	2:28.877	+7.728	13:00:07.309
9	2:28.211	+7.062	13:02:35.520

Lap	Lap Tm	Diff	Time of Day
<b>(5) LABENA BLASCO, ANDRES</b>			
1	2:39.933	+12.595	12:42:52.660
2	2:30.214	+2.876	12:45:22.874
3	2:27.739	+0.401	12:47:50.613
4	2:28.531	+1.193	12:50:19.144
5	2:27.656	+0.318	12:52:46.800
6	<b>2:27.338</b>		12:55:14.138
7	2:29.662	+2.324	12:57:43.800
8	2:33.528	+6.190	13:00:17.328
9	2:32.111	+4.773	13:02:49.439

Lap	Lap Tm	Diff	Time of Day
<b>(15) LLORENTE TOVAR, CRISTOBAL</b>			
1	2:41.690	+12.983	12:42:53.674
2	2:30.617	+1.910	12:45:24.291
3	2:29.264	+0.557	12:47:53.555
4	2:29.147	+0.440	12:50:22.702
5	2:31.052	+2.345	12:52:53.754
6	<b>2:28.707</b>		12:55:22.461
7	2:30.106	+1.399	12:57:52.567
8	2:32.261	+3.554	13:00:24.828
9	2:34.977	+6.270	13:02:59.805

Lap	Lap Tm	Diff	Time of Day
<b>(14) GERRIKAETXEBARRIA ALKORTA, UNAI</b>			
1	<b>2:41.309</b>		12:42:52.039
2	3:02.458	+21.149	12:45:54.497
3	2:50.821	+9.512	12:48:45.318
4	2:51.382	+10.073	12:51:36.700
5	2:52.182	+10.873	12:54:28.882
6	2:54.611	+13.302	12:57:23.493
7	2:55.712	+14.403	13:00:19.205
8	3:01.246	+19.937	13:03:20.451

Lap	Lap Tm	Diff	Time of Day
<b>(43) PALACIN INAZ, OHIAN</b>			
1	3:18.233	+48.118	12:43:29.687
2	2:33.001	+2.886	12:46:02.688
3	5:49.259	+3:19.144	12:51:51.947
4	2:35.183	+5.068	12:54:27.130
5	<b>2:30.115</b>		12:56:57.245

Jefe de cronometraje

Orbits

Provisional

Los Comisarios Deportivos

El Director de Carrera

El Cronametrador

Definitiva

Hora:

Hora:

Hora:



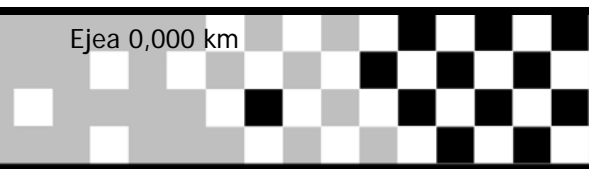


Ejea, Camp. Aragón MX

MX Promesas

Ejea 0,000 km

Final MX Promesas



Pos.	Nº	Nombre	T. puntos	1ª C	2ª C	Club	Marca
<b>Alevín</b>							
1	1	MENE MANERO, NICOLAS	25	0	25	Tauste Mc.	
2	14	GERRIKAETXEBARRIA ALKORTA, UNAI	22	0	22		
<b>Prom-Cad</b>							
1	7	MENE MANERO, LUIS	25	0	25	Tauste Mc.	
2	15	LLORENTE TOVAR, CRISTOBAL	22	0	22	Mc. Calatayud	
3	8	SAIZ OCHOA, DIEGO	0	0	0	C.M. Epila	
4	23	MUÑOZ DE LA PEÑA VICENTE, JUAN	0	0	0	Pm. Oscense	
<b>Prom-Juv</b>							
1	9	ORTIZ DE V. REDONDO, GARIKOITZ	25	0	25		
2	99	ABELLAN GIL, JOSE MARIA	22	0	22	C.M. Epila	
3	5	LABENA BLASCO, ANDRES	20	0	20	Mc. Salvador	
4	43	PALACIN INAZ, OHIAN	0	0	0	Mc. Zuera	

Jefe de cronometraje

Orbits

Provisional

Los Comisarios Deportivos

El Director de Carrera

El Cronametrador

Definitiva

Hora:

Hora:

Hora:

